

NAPOLEON



VECTOR™ 50 DIRECT VENT FIREPLACE
napoleonfireplaces.com



VECTOR™ SERIES - LV50

With a sleek linear design and a multitude of designer options, Napoleon's Vector™ 50 linear gas fireplace provides a complete luxurious experience courtesy of its new Divinity™ flame pattern.



HAMMERED STEEL SURROUND
SHOWN WITH RED GLASS BEADS



FLUSH FRAME WITH FINISHING TRIM IN STAINLESS STEEL
SHOWN WITH SAND AND ROCKS FROM MKE50 KIT



FLUSH FRAME WITH FINISHING TRIM IN CONTEMPORARY BLACK
SHOWN WITH BLUE GLASS BEADS



SURROUND IN CONTEMPORARY BLACK
SHOWN WITH DRIFTWOOD ON CLEAR GLASS BEADS



SURROUND IN STAINLESS STEEL
SHOWN WITH NICKEL STIX ON CLEAR GLASS BEADS



FLUSH FRAME IN CONTEMPORARY BLACK
SHOWN WITH GREY RIVER ROCKS AND DRIFTWOOD ON CLEAR GLASS BEADS



FLUSH FRAME WITH FINISHING TRIM IN WHITE
SHOWN WITH DRIFTWOOD AND GREY RIVER ROCKS ON CLEAR GLASS BEADS



FLUSH FRAME IN STAINLESS STEEL
SHOWN WITH CLEAR BEADS AND LED LIGHTS SET ON GREEN



SURROUND IN WHITE
SHOWN WITH MULTI-COLOR RIVER ROCKS ON CLEAR GLASS BEADS



FLUSH FRAME IN CONTEMPORARY BLACK
SHOWN WITH CLEAR BEADS AND LED LIGHTS SET ON BLUE



HAMMERED STEEL SURROUND
SHOWN WITH GREY RIVER ROCKS ON CLEAR GLASS BEADS



FLUSH FRAME IN WHITE
SHOWN WITH CLEAR BEADS AND LED LIGHTS SET ON PINK



VECTOR™ 50 ONE-SIDED MODEL





VECTOR™ 50 SEE THRU TWO-SIDED MODEL

**THE VECTOR™ 50 LINEAR GAS FIREPLACE.
NOW THE POSSIBILITIES ARE LIMITLESS.**

Imagine yourself relaxing in front of a luxurious fireplace. The room is warm and filled with the radiance of dancing flames and a mesmerizing glowing LED ember bed with your choice of 6 color options, all controlled by a remote control that comes standard. The extensive panoramic viewing area gives you a visual display of vibrant flames; flames that feature Napoleon's new Divinity™ flame pattern, enhanced with MIRRO-FLAME™ Porcelain Reflective Radiant Panels. We've developed more compelling flames with higher peaks and valleys than ever before seen in a fireplace.



Achieve limitless color options as the ember bed can cycle through the entire color spectrum and dazzles through beautiful clear glass beads that come complete with the Vector™ 50. Add the option of a Driftwood logset or River Rock media kit offered in multi color or grey. The firebox experience can also be enhanced with our popular Nickel Stix Designer Fire Art, 5 alternative colors of glass beads or truly leave your mark and create a one of a kind mix-and-match look with the Beach Fire, Shore Fire and Mineral Rock media enhancement kits.



remote control included

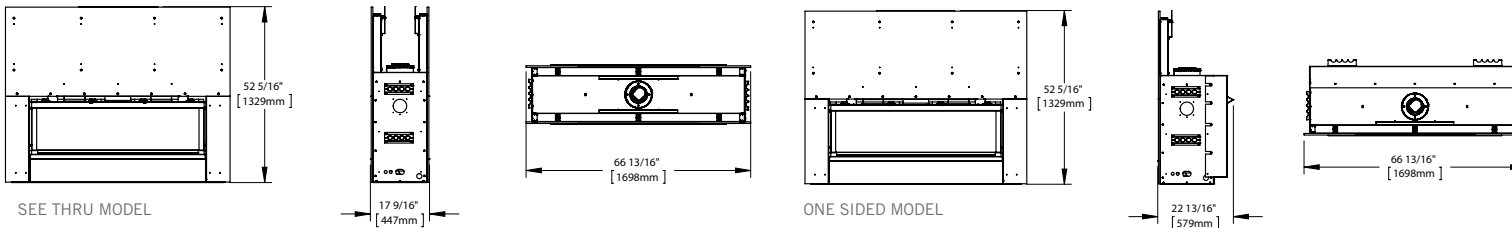


**TOTAL CONTROL OF YOUR FIREPLACE.
FROM THE CONVENIENCE OF YOUR MOBILE DEVICE.**

Napoleon's eFIRE app will revolutionize the way you use your fireplace. We have cracked the code and present to you the first fireplace to be controlled by Bluetooth, using an app on your smartphone or tablet. As soon as you launch the app, it's intuitive and amazingly easy to use.

Full mastery of your ember bed allows you to create every imaginable color, selecting the one that fits your mood, or the décor with ease, the simple color wheel tool swiftly scrolls through the full RGB color spectrum and you can set the mood with one touch. The Ember Bed Mode instantly creates ambiance with the look of a softly glowing banked fire. Get the atmosphere without the heat, you can even cycle through and set the color with the fire off. Additionally, Napoleon's eFIRE app has all of the same functions as a traditional fireplace remote; by controlling ON/OFF, flame height and blower speed, all from the convenience of your cell phone.

NAPOLEON CELEBRATING OVER 40 YEARS OF HOME COMFORT PRODUCTS




Product Code	BTU's (Input)	Venting 5" & 8"	Height		Width		Depth		Glass Size		Efficiency EnerGuide
			Actual	Framing	Actual	Framing	Actual	Framing	Height	Width	
LV50N	40,000	Top	50"	50 1/4"	65 5/16"	65 13/16"	22 13/16"	22 5/8"	15 3/4"	51"	66%
LV50N2 (See Thru)	40,000	Top	50"	50 1/4"	65 5/16"	65 13/16"	17 1/4"	N.A.	15 3/4"	51"	66%



24 Napoleon Road, Barrie, Ontario, Canada L4M 0G8
 103 Miller Drive, Crittenden, Kentucky, USA 41030
 7200 Trans Canada Highway, Montreal, Quebec, Canada H4T 1A3

Tel: 705-721-1212
 Fax: 705-722-6031
napoleonfireplaces.com



Authorized Dealer



Consult your owner's manual for complete installation instructions and proper clearances to combustible materials. Check all local and national building codes and gas regulations. All specifications are subject to change without prior notice due to on-going product improvements. Products may not be exactly as shown. Flame height and activity is influenced by varying vent configurations and may not appear as shown. Napoleon is a registered trademark of Wolf Steel Ltd. © Wolf Steel Ltd. EnerGuide - A Canadian efficiency standard based on frequent, short start-up and cool-down cycles. All appliances sold in Canada are subject to this EnerGuide rating system. AFUE - A US efficiency standard (Department of Energy) based on extended on/off cycles, more typical of fireplace usage. Steady State - Reflects the highest possible overall heating efficiency.