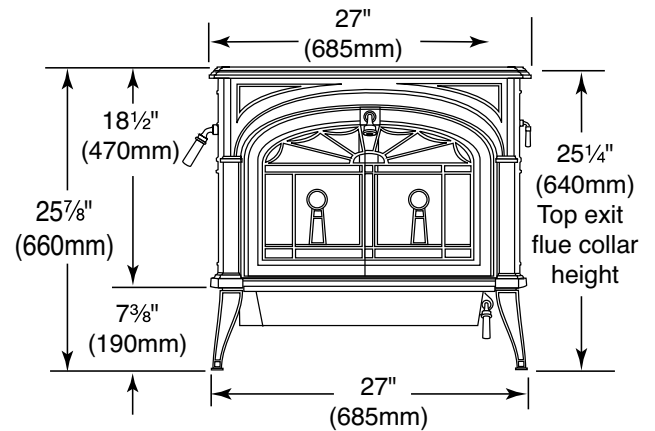


PRODUCT SPECIFICATIONS  
**ENCORE FLEXBURN™ WOOD STOVE**



**ACTUAL DIMENSIONS**

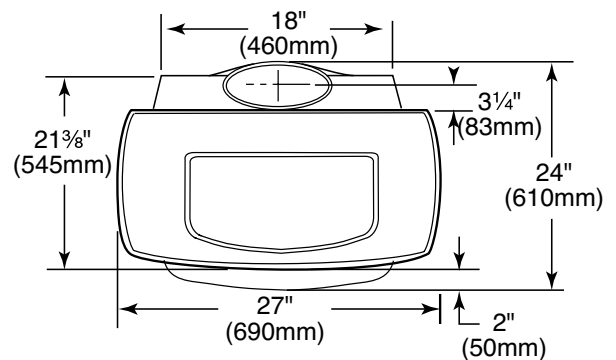
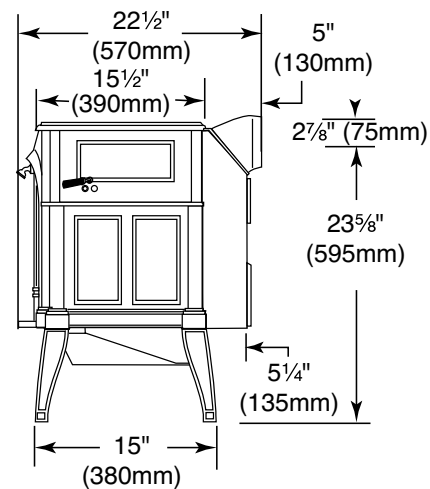
Unit Depth: 22 3/4" (578 mm)  
 Unit Height: 25 3/4" (654 mm)  
 Unit Width: 27" (686 mm)

**TECHNICAL INFORMATION**

Log Length: up to 22" (559 mm)  
 Burn Time: up to 12 hours  
 Heating Capacity: up to 1,800 sq. ft. (167 m<sup>2</sup>)  
 Maximum Heat Output: 65,000 BTUs/hr.  
 Efficiency Rating: 86% (Cat); 78% (Non-cat)  
 EPA Emissions Rating: 1.2 grams/hr. (Cat); 1.5 grams/hr. (Non-cat)  
 Weight: 471 lbs. (214 kg)  
 Flue Collar: 6" (152 mm) round, reversible  
 (8" (203 mm) flue collars available)  
 Firebox Volume: 2.3 cubic foot (.07 m<sup>3</sup>)  
 Clearances (with provided heat shields)  
 Back: 15" (381 mm) (to rear heat shield)  
 Back: 22" (559 mm) (to back of stove top)  
 Corner: 18 1/2" (470 mm)  
 Side: 19" (483 mm)

**FIELD INSTALLED ACCESSORIES**

- Spark screen for open door fire viewing
- Available in Classic Black, Biscuit, Majolica Brown, Ebony Black and Bordeaux
- Matching enamel pipe in four standard colors
- Warming shelves with mitten racks
- Outside air termination kit
- Outside air adaptor
- 8" oval flue collar
- Oval to round 8" adaptor
- Connector pipe heat shield (6" and 8")
- Variable speed, heat activated fan
- Mobile Home Kit
- Stove surface thermometer



A Brand of Monessen Hearth Systems Co.  
 149 Cleveland Drive, Paris, Kentucky 40361  
[www.vermontcastings.com](http://www.vermontcastings.com)

SEE BACK FOR MORE INFORMATION

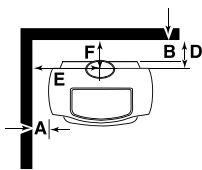
# PRODUCT SPECIFICATIONS ENCORE FLEXBURN™ WOOD STOVE

(CONTINUED)

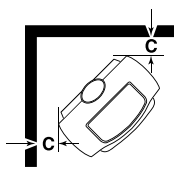


## STOVE CLEARANCES

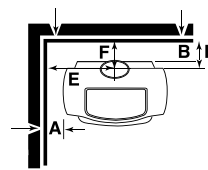
		UNPROTECTED SURFACE (NO CONNECTOR HEAT SHIELD)				PROTECTED SURFACE <sup>1</sup> (WITH CONNECTOR HEAT SHIELD)	
		TOP VENT			REAR VENT	TOP VENT	REAR VENT
		6" SINGLE WALL	8" SINGLE WALL	6" OR 8" DOUBLE WALL	6" OR 8" SINGLE WALL	6" OR 8" SINGLE WALL	6" OR 8" DOUBLE WALL
Wall to side of stove	A	19" (483 mm)	19" (483 mm)	18" (458 mm)	22" (153 mm)	5" (127 mm)	11" (280 mm)
Wall to back of rear heat shield	B <sup>2</sup>	15" (381 mm)	20" (508 mm)	7" (178 mm)	12" (305 mm)	7" (178 mm)	12" (305 mm)
Wall to corner of cast iron top	C	18 1/2" (470 mm)	18 1/2" (470 mm)	12" (305 mm)	N/A	12" (305 mm)	N/A
Wall to rear edge of cast iron top	D	22" (559 mm)	27" (559 mm)	14" (356 mm)	19" (483 mm)	14" (356 mm)	19" (483 mm)
Side wall to center of flue collar	E <sup>3</sup>	32 1/2" (826 mm)	32 1/2" (826 mm)	31 1/2" (801 mm)	35 1/2" (902 mm)	18 1/2" (470 mm)	24 1/2" (623 mm)
Rear wall to center of flue collar	F <sup>4</sup>	18 1/4" (464 mm)	23 1/4" (591 mm)	10 1/4" (261 mm)	N/A	10 1/4" (260 mm)	N/A



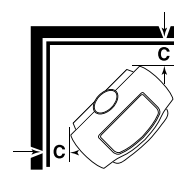
Stove installed parallel to wall



Stove installed corner



Stove installed parallel to wall



Stove installed corner

The provided rear shroud must be used in all installations. The flue collar heat shield must be used in all vertical installations.

<sup>1</sup>Must use connector pipe heat shield and it must extend 36" (914 mm) above flue collar.

<sup>2</sup>Measure from back of rear heat shield.

<sup>3</sup>Measure from rear edge of cast iron top.

<sup>4</sup>Measure to center of flue collar.



To avoid personal injury or property damage, the product described by this brochure must be installed, operated and maintained in strict compliance with the instructions packaged with the product and all applicable building or fire codes. Contact local building or fire officials about restrictions and installation inspection requirements. All photographs and drawings on this brochure are for illustrative purposes only and are not intended for, nor should they be used as a substitute for the instructions packaged with the unit. Appearance and specifications of the product are subject to change without notice. FlexBurn™ is a trademark of Monessen Hearth Systems Co. ©2012 Monessen Hearth Systems Co. 1012v2