



PRODUCT SPECIFICATIONS Defiant Two-In-One Wood Stove



ACTUAL DIMENSIONS

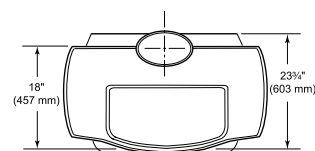
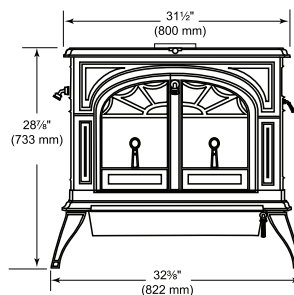
Unit Depth: 19"
Unit Height: 28-7/8"
Unit Width: 32-3/8"

TECHNICAL INFORMATION

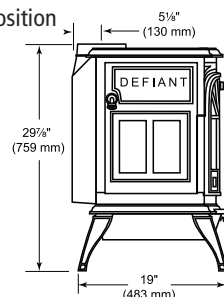
Log Length: up to 25"
Burn Time: up to 14 hours
Heating Capacity: up to 2,400 sq. ft.
Maximum Heat Output: 75,000 BTUs/hr.
Efficiency Rating: 84% (Cat); 76% (Non-cat)
EPA Emissions Rating: 1.1 grams/hr. (Cat); 2.3 grams/hr. (Non-cat)
Weight: 518lbs
Flue Collar: 8" oval, reversible
Firebox Size: 3.2 cubic feet
Clearances: (with rear and flue collar heat shields and 8" chimney)
Side: 21"
Back: (to rear heat shield): 15"
Back: (to rear edge of cast top): 21"
Corner: 5"

FIELD INSTALLED ACCESSORIES

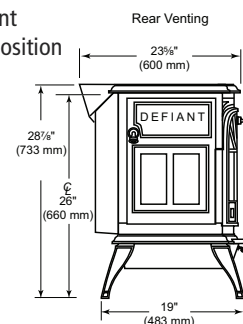
Custom sparkscreen for open door fire viewing
Oval to 6" and 8" round adaptors available
Choice of Classic Black or four enamel colors: Bordeaux, Biscuit, Majolica Brown and Ebony Black
Matching enamel pipe in four standard colors
Outside Air Termination Kit
Outside Air Adapter
Handy warming shelves with mitten racks
Heat activated fan



Top Vent
Collar position



Rear Vent
Collar position



	6" or 8" Single or Double Wall Pipe ¹			
	Unprotected Surfaces		Protected Surfaces ²	
	Top Vent	Rear Vent	Top Vent	Rear Vent
A	21" (534 mm)	21" (534 mm)	5" (127 mm)	11" (280 mm)
B ³	15" (381 mm)	10" (254 mm)	3" (77 mm)	10" (254 mm)
C	5" (127 mm)	n/a	2" (51 mm)	n/a
D ⁴	21" (534 mm)	16" (407 mm)	9" (229 mm)	16" (407 mm)
E ⁵	37" (940 mm)	37" (940 mm)	21" (534 mm)	27" (686 mm)
F ⁵	20 1/2" (521 mm)	n/a	8 1/2" (216 mm)	n/a

Unprotected Surfaces No Connector Heat Shield		Protected Surfaces with Connector Heat Shield	
Stove Installed Parallel to Wall	Stove in Corner	Stove Installed Parallel to Wall	Stove in Corner

Note:

- 1- Using listed double wall oval to 6" or 8" round connector; all installations require supplied rear heat shield, flu collar shield and bottom heat shield
- 2- Must use connector pipe heat shield and it must extend 36" (914 mm) above flu collar
- 3- Measure from back of rear heat shield
- 4- Measure from rear edge of cast iron top
- 5- Measure to center of flue collar



A Brand of Monessen Hearth Systems Co.
149 Cleveland Drive, Paris, Kentucky 40361
www.vermontcastings.com

To avoid personal injury or property damage, the product described by this brochure must be installed, operated and maintained in strict compliance with the instructions packaged with the product and all applicable building or fire codes. Contact local building or fire officials about restrictions and installation inspection requirements. All photographs and drawings on this brochure are for illustrative purposes only and are not intended for, nor should they be used as a substitute for the instructions packaged with the unit. Appearance and specifications of the product are subject to change without notice. © 2010 Monessen Hearth Systems Co.