





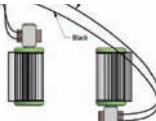






SUPREME
WOODBURNING FIREPLACES

**VISION
VISION**

SEE-THROUGH WOODBURNING STOVE

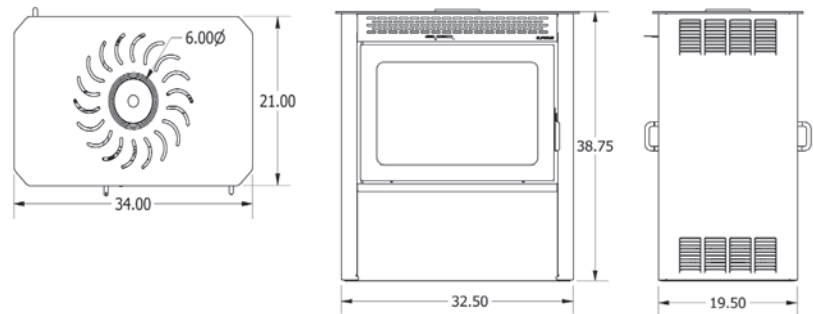
SUPREME FEATURES

	<p>SEE-THROUGH FREESTANDING STOVE The Vision is the industry's first and only see-through wood burning stove.</p>
	<p>STAINLESS STEEL FIREBOX The firebox is constructed of high grade stainless steel which allows a quicker heat transfer, more durability and less maintenance.</p>
	<p>PATENTED AUTOMATIC AIR CONTROL This innovative mechanism provides automatic means to gradually reduce the combustion air to the user's preset setting. Patent No: US 7,325,541 B2</p>
 <p>Chimney sweeping cap</p>	<p>CHIMNEY SWEEPING CAP This unique feature allows for easy access when cleaning the chimney without having to remove any components of the fireplace.</p>
	<p>BLOWERS (125 CFM EACH) The Vision comes equipped with two heat-activated blowers and a variable speed control that promotes the distribution of warm air into the room.</p>
	<p>UNIQUE DOOR OPERATION The user can load his fireplace on either side. Both doors have an ergonomic design that allows them to remain hermetically shut by means of a latch for a secure operation.</p>
 <p>Ashtray grate Ashtray</p>	<p>SEALED ASH PAN The bottom of the firebox is perforated so the ashes fall directly inside a sealed ash pan. This feature provides an easy and clean way to dispose of the ashes.</p>
	<p>REMOVABLE ASH LIP Clean and convenient – this removable accessory prevents the ashes from falling on the hearth.</p>
 <p>Easy-Light</p>	<p>EASY-LIGHT (PATENT PENDING # GB1305646.0) This mechanism is linked to the automatic air control to provide a controlled amount of additional primary air inside the fireplace through the grate of the ashtray to help start a fire quickly and without intervention.</p>
<p>VARIABLE SECONDARY AIR CONTROL (PATENT PENDING # GB1307428.1) This innovative mechanism automatically regulates the amount of secondary air with the temperatures of the fireplace. The secondary air enters the firebox through a perforated hallow baffle in a downward direction to mix with the rising gazes of the wood to create a unique arrangement of natural and appealing flames that prolongs the combustion, increases the efficiency and reduces the emissions of the fireplace.</p>	


TECHNICAL SPECIFICATIONS

Heat Capacity:	2,000 square feet
Heat Output:	100,000 BTUs/hour (based on a 30 lbs load)
Size of Firebox:	3.1 cubic feet (EPA)
Glass Viewing Area	332 square inches per door
Chimney:	6 inch (please refer to the owner's manual for a complete list)
Tested & Approved:	EPA 28 & 5G option 3, CSA B-415.1.10, UL 127-2011 and ULC S610-M87
Emissions:	3.6 g/hour with EPA method 28 & 5G 2.2 g/hour with CSA method B-415.1.10

DIMENSIONS



BUILT-IN BBQ



A barbecue grill is stored inside the firebox to allow its users to cook their favorite meals when the wood is reduced to embers. This exclusive feature is accessible from either side of the stove.



This year the Vision won a Vesta award for best new product in the hearth division. The Vesta awards are presented by *Hearth and Home magazine*, at an industry-wide ceremony, honoring companies and products for their innovations in design and technology.

SUPREME

1-877-593-4722
info@supremem.com
www.supremem.com



Printed in Canada using recycled paper





Obadiiah's

1-800-968-8604

WOODSTOVES

Serving you online since 1999