

PTO28 Outdoor Decorative Fireplace

Specifications:

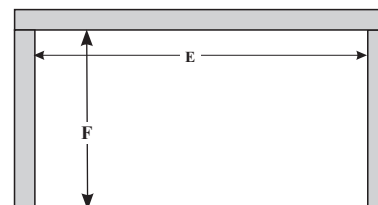
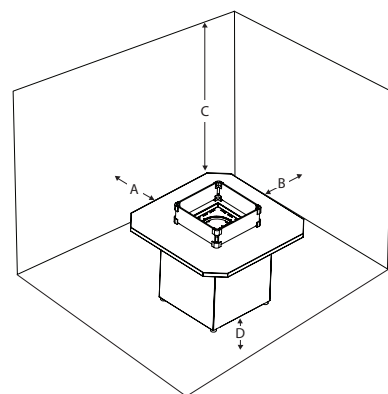
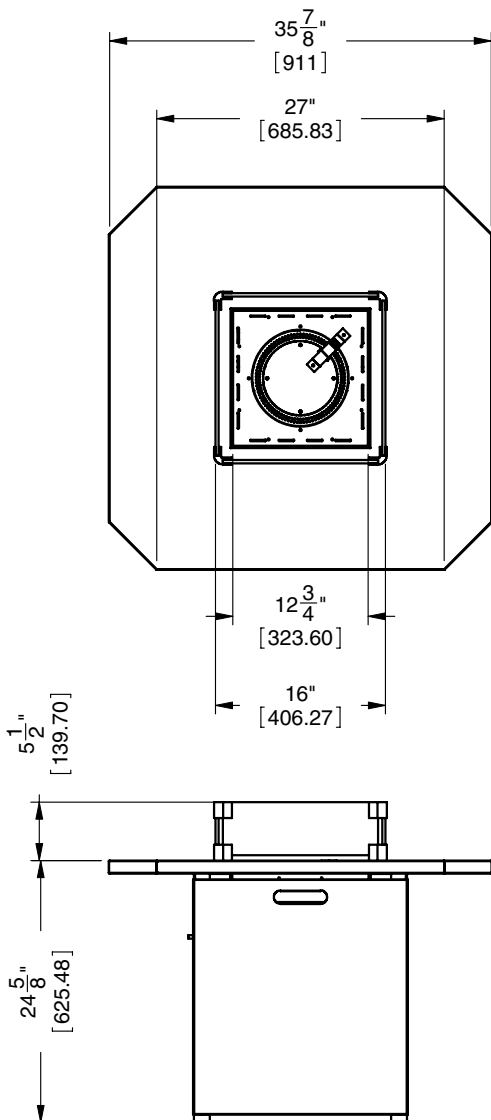
Model	PTO28-NG	PTO28-LP
Fuel Type	Natural Gas	Propane Gas
Minimum Supply Pressure	14" W.C. (3.49 kPa)	14" W.C. (3.49 kPa)
Minimum Supply Pressure	5" W.C. (1.25 kPa)	11" W.C. (2.74 kPa)
Manifold Pressure - High	3.5" W.C. (0.87 kPa)	10" W.C. (2.49 kPa)
Orifice Size	#31 DMS	#50 DMS
Maximum Input Altitude 0-4500 ft.	34,000 Btu/h (9.96 kW)	35,000 Btu/h (10.26 kW)
Vent Sizing	No Vent	No Vent



MINIMUM CLEARANCES TO COMBUSTIBLES

The clearances listed below are Minimum distances unless otherwise stated:

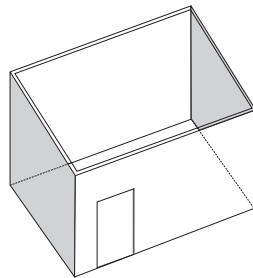
Clearance:	Dimension	Measured From:
A: Back wall	12" (305mm)	Table Top to back wall
B: Sidewall	12" (305mm)	Table Top to back wall
C: Ceiling	45" (1143mm)	Table Top to Ceiling
D¹: Floor	0"	When using supplied leveling legs.
D²: Floor	1" (25mm)	Unit Base to Floor
E: Alcove Width	84" (2134mm)	Wall to Wall (Minimum)
F: Alcove Depth	72" (1829mm)	Front to Back Wall (Maximum)
Notes:	0"	No Hearth Required



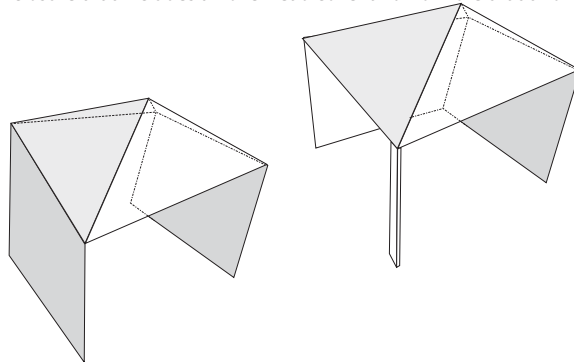
LOCATING YOUR OUTDOOR DECORATIVE GAS APPLIANCE

- 1) When selecting a location for your outdoor decorative gas appliance, ensure that the clearances are met.
- 2) This appliance must be installed in an open-air situation with natural ventilation, without stagnant areas, where gas leakage and products of combustion are rapidly dispersed by wind and natural convection.
- 3) Certain materials or items, when placed under or near the appliance, will be subjected to radiant heat and could become damaged.
- 4) Typically an outdoor space is not enclosed but, any enclosure in which the appliance is used shall comply with one of the following:

An enclosure with walls on all sides, but at least one permanent opening at ground level and no overhead cover.



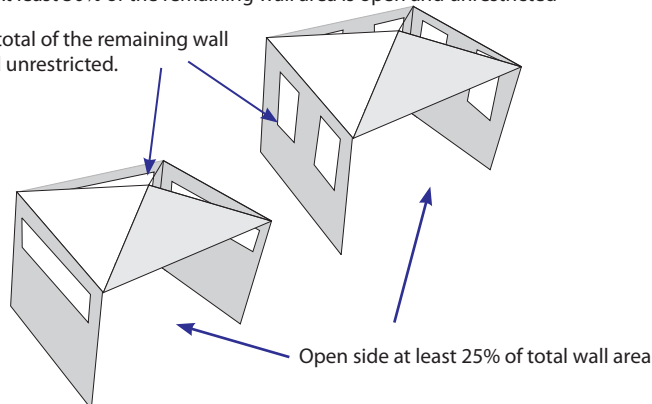
Within a partial enclosure that includes an overhead cover and no more than two walls.



Within a partial enclosure that includes an overhead cover and more than two walls, the following shall apply:

- At least 25% of the total wall area is completely open, and
- At least 30% of the remaining wall area is open and unrestricted

30% or more in total of the remaining wall area is open and unrestricted.



The logo features a large, stylized letter 'O' on the left. The 'O' is filled with a dark green color, outlined in yellow, and has a purple shadow effect. To the right of the 'O', the word 'badiah's' is written in a playful, rounded font. The letters are dark green with a yellow outline and a purple shadow.

Obadiah's

1-800-968-8604

WOODSTOVES

Serving you online since 1999