

HARMAN®

BUILT TO A STANDARD, NOT A PRICE



OAK SERIES
WOOD STOVES



BUILT TO A STANDARD NOT A PRICE

Optional warming shelves
(Oakwood)

Top loading door

Easy latch system

Decorative andirons

Ash pan

OAK SERIES WOOD STOVES

The Oakleaf and Oakwood are practical and efficient options to supplement home heating. Harman FireDome technology helps deliver even heat and long burns—for up to 17 hours of heat from each load of wood. Distinctive features provide flexible and convenient functionality, and optional cooking grills let you enjoy a char-grilled meal while heating your home.

Take advantage of distinctive, powerful and eco-friendly heating. Customize your Oak Series stove with unique finishing options.

Cover: Oakleaf shown standard

Above and right: Oakwood shown with optional warming shelves





Firedome Combustion System

Harman® FireDome technology maximizes efficiency and extends burn times—for up to 17 hours of even heat with each load of wood. Two combustion cycles completely burn the wood, smoke and exhaust. To learn more about the Firedome combustion system, visit HarmanStoves.com.

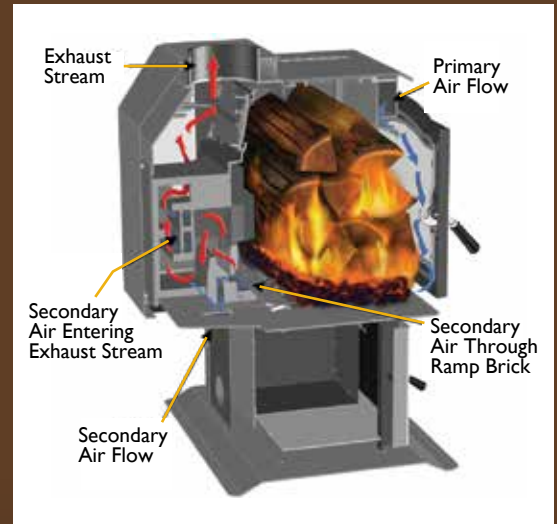
FEATURES & OPTIONS

Features

- FireDome combustion system
- Even heat and long burns
- Front and top loading for convenience and extended performance
- Large ash pan for less-frequent maintenance
- Bottom heat shield
- Top or rear vent convertible

Options

- Cooking grill
- Warming shelves (Oakwood only)
- Fire screen (Oakwood only)
- Outside air kit (Oakwood only)
- Rear heat shield (included on Oakleaf)
- 150 CFM blower (Oakleaf only)

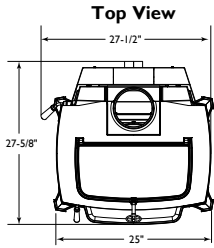
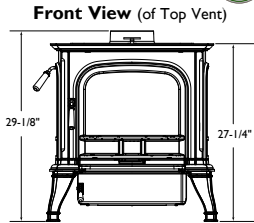


Enjoy a char-grilled meal while you heat your home with optional cooking grill

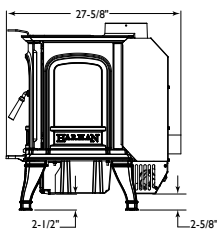


PERFORMANCE						SPECIFICATIONS					
OAKLEAF WOOD STOVE	EPA 1st Hour Peak BTUs	Heating Capacity ¹	Efficiency ²	Emissions	Fuel	Weight	Width	Height	Depth	Firebox Capacity	Log Length
	45,100	1,000 - 2,600 sq ft	63%	2.2 g/hr	Wood	410 lbs	25"	Top vent: 29-1/8" Rear vent: 27-1/4"	27-5/8"	1.7 cubic ft	18" max

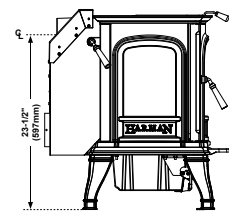
Dimensions



Side View (of Top Vent)



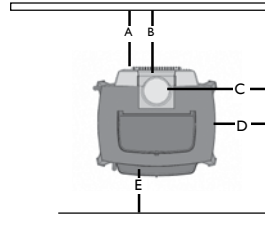
Side View (of Rear Vent)



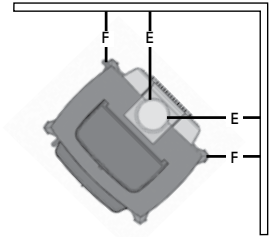
Clearances to Combustibles*

	Single Wall Pipe	
	Top Vent	Rear Vent
A	14	14
B	17-1/2"	17-1/2"
C	26-3/4"	26-3/4"
D	17	17
E	21-3/4"	21-3/4"
F	14	14

Standard Installation



Corner Installation



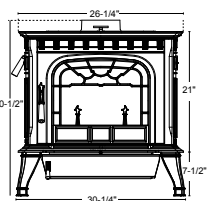
MINIMUM HEARTH PROTECTION		
Standard	32-5/8"W x 42-3/4"D	
Corner	53"W x 53"D ²	

PERFORMANCE						SPECIFICATIONS					
OAKWOOD WOOD STOVE	EPA 1st Hour Peak BTUs	Heating Capacity ¹	Efficiency ²	Emissions	Fuel	Weight	Width	Height	Depth	Firebox Capacity	Log Length
	51,600	1,400 - 3,600 sq ft	63%	2.3 g/hr	Wood	470 lbs	30-1/4"	Top Vent: 30-1/2" Rear Vent: 28-1/2"	29-15/16"	2.3 cubic ft	21" max

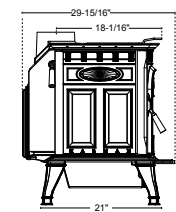
Dimensions



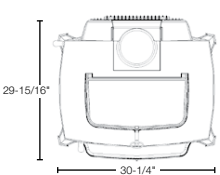
Front View (of Top Vent)



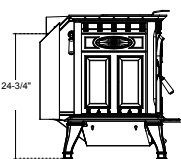
Side View (of Top Vent)



Top View (of Top Vent)



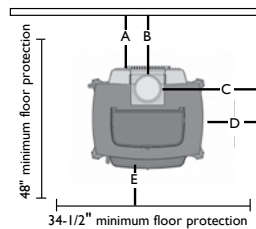
Side View (of Rear Vent)



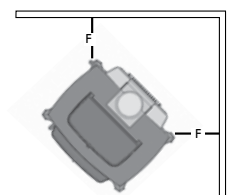
Clearances to Combustibles

	Single Wall Pipe				Double Wall Pipe	
	With Shield		Without Shield		With Shield	
	Top Vent	Rear Vent	Top Vent	Rear Vent	Top Vent	Rear Vent
A	19	14	28	28	13	10
B	23	N/A	32	N/A	17	N/A
C	38	N/A	38	N/A	34	N/A
D	26	22	26	26	22	22
E	16	16	16	16	16	16
F	22	16	24	24	19	16

Standard Installation



Corner Installation



MINIMUM HEARTH PROTECTION		
Standard	34-9/16"W x 49-3/8"D	
Corner	54"W x 54"D ³	

YOUR HARMAN DEALER IS:



LIMITED LIFETIME WARRANTY⁴

The strongest in the industry, Harman provides a limited lifetime warranty on most important aspects: firebox and heat exchanger.

WWW.HARMANSTOVES.COM

facebook.com/HarmanStoves

twitter.com/HarmanStoves

youtube.com/HarmanStoves

¹See your local authorized Harman dealer for help in determining the product that best suits your heating needs based on climate and home efficiency. ²Weighted Average LHV (Low Heating Value) Efficiency (EPA Default - not tested). ³Minimum size corner hearthpad will not touch the wall. Wall to stove clearances are priority. ⁴For full warranty details, visit www.harmanstoves.com.

Actual product appearance, including flame, may differ from image. Oakleaf Tested to: UL1482-10 and ULC S627-00. Approved for use in Mobile Home and Shop. Oakwood tested to: UL 1482-1996, UL 737-1996 and ULC-S627-00. NOT MOBILE HOME APPROVED. Product specifications and pricing subject to change without notice. The images and descriptions in this brochure are provided to assist you in product selection only. BTU values based on EPA testing standards. Typically, burning cordwood will result in higher BTU rating depending on moisture content. Refer to installation manual for complete clearance requirements and specifications.

Fireplace, stove and insert surfaces get extremely HOT and can cause severe burns if touched. Keep a safe distance away. To learn more visit www.harmanstoves.com/fireplacesafety

HAR-1208U-1015