

PRODUCT SPECIFICATIONS  
**LX36DV Gas Fireplace**



**INTERIOR DIMENSIONS**

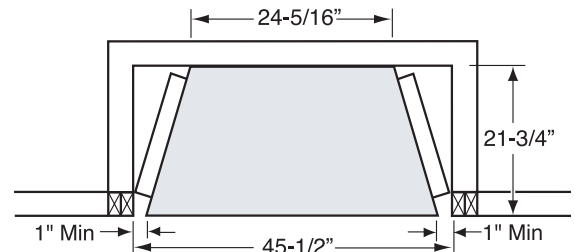
Front opening width: 43-3/8"  
 Front opening height: 46-1/2"  
 Firebox depth: 21-3/4"

**TECHNICAL INFORMATION**

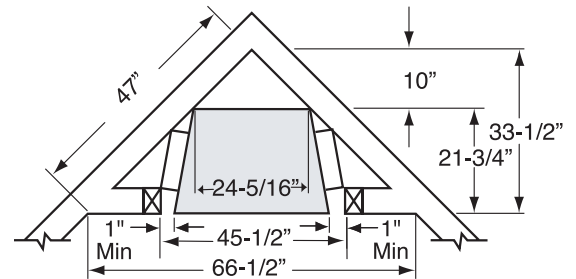
Shipping Weight (Lbs): 225  
 Heating Capacity (Sp. Ft.): 2,400  
 Fire Viewing Area (Sq. inch): 802  
 Flue Size: 4" x 6-5/8"  
 Fan: 200 cfm  
 Standard heat activated blower with variable speed control  
 Up to 80% efficient  
 Built in adjustable flue restrictor  
 Convertible top or rear flue outlet  
 CSA Design Certified

**FIELD INSTALLED ACCESSORIES**

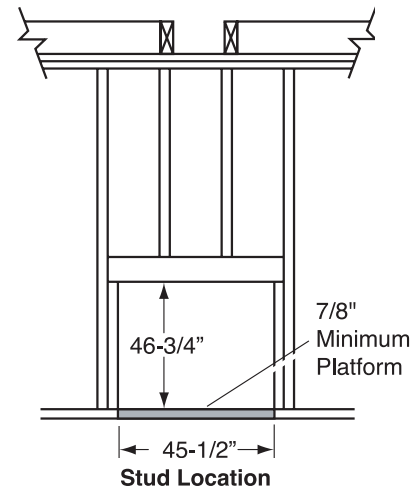
Lexington Decorative Arched Front: Textured Black, Brushed Pewter, Gold tone  
 Fire Screen Door: Textured Black, Vintage Iron, Gold Tone, Brushed Pewter  
 Nantucket Rectangle Decorative Front: Textured Black, Black, Vintage Iron  
 Nantucket Decorative Arched Front: Textured Black, Black, Vintage Iron  
 Ambient Technologies Remote Controls and Thermostats  
 Mantels and Surrounds



**Wall Installation**



**Corner Installation**



**Stud Location**



A Brand of Monessen Hearth Systems Co.  
 149 Cleveland Drive, Paris, Kentucky 40361  
[www.majesticproducts.com](http://www.majesticproducts.com)



To avoid personal injury or property damage, the product described by this brochure must be installed, operated and maintained in strict compliance with the instructions packaged with the product and all applicable building or fire codes. Contact local building or fire officials about restrictions and installation inspection requirements. All photographs and drawings on this brochure are for illustrative purposes only and are not intended for, nor should they be used as a substitute for the instructions packaged with the unit. Appearance and specifications of the product are subject to change without notice. 02/10 Ver. 2