

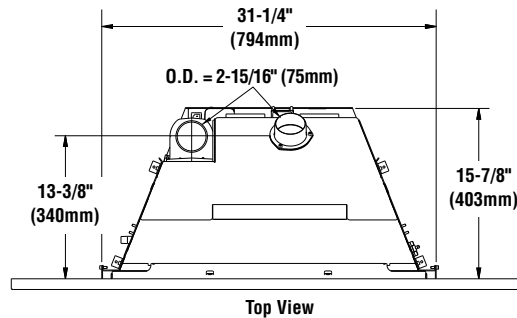
# Ravenna™ CD

## Appliance Specifications

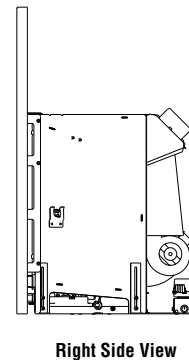
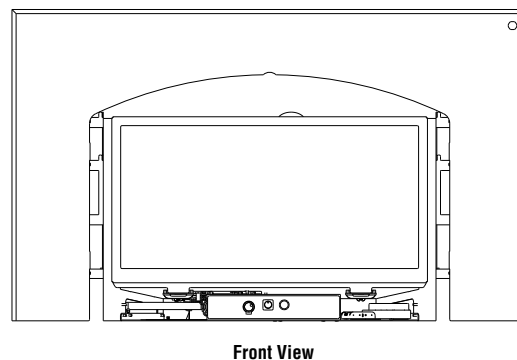
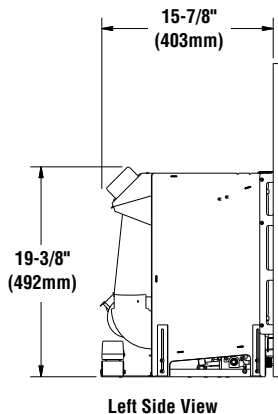
## DIRECT-VENT FIREPLACE INSERT

## ELITE® SERIES

Insert Dimensions



Input (BTU) - Electronic Models	
Fuel	Ravenna CD (RDV CD)
	Input Rate (BTU / HR)
Nat. Gas	32,000/21,000
LP Gas	27,000/21,000



Insert Clearances

### MINIMUM FIREPLACE SIZES REQUIRED

	RDV CD
Front Opening Width .....	31-1/2" (800mm)
Height .....	19-1/2" (495mm)
Rear Width .....	18" (457mm)
Depth .....	16" (406mm)

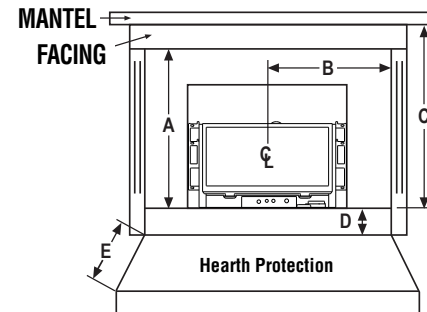
### MINIMUM CLEARANCES TO COMBUSTIBLES

A = Top Facing to Bottom of Appliance .....	31-1/2" (800mm)
B = Side Facing or Side Wall to Center of Glass .....	25-1/2" (648mm)
C = 10.5" (267mm) Mantel to Bottom of Appliance .....	39" (991mm)

### HEARTH PROTECTION

D = Vertical Distance from base of appliance to Hearth Extension .....	0" (0mm)	2" (51mm)	4" (102mm)
E = Minimum Horizontal Distance from Front of Appliance .....	13" (330mm)	10" (254mm)	0" (0mm)

### MINIMUM CLEARANCES




Note: Hearth protection to be min. 3/8" (10mm) thick non-combustible or equivalent, with a k factor of .84.

Listing Information

This insert has been tested and certified by Intertek to ANSI Z21.88 / CSA 2.33 Standard for Vented Gas Fireplace Heater and CAN/CGA 2.17-M91 and UL 307B Gas Burning Heating Appliances for Manufactured (Mobile) Homes in both USA and Canada.



Report # 100501897PRT-001



Efficiency	
Ravenna CD (RDV CD)	
EnerGuide P4	69.20 - NG 67.28 - LP
Steady State**	83%-86%

New York City, New York  
(MEA#: 138-07-E).  
Commonwealth of Massachusetts  
(G3-1104-102)

\*\* Efficiency varies slightly with various pipe configurations.

Note: Diagrams, illustrations and photographs are not to scale – consult installation instructions. Product designs, materials, dimensions, specifications, colors and prices are subject to change or discontinuance without notice.



# Ravenna™ CD

Product Reference Information			
Cat. No.	Description	Ship. Weight	Ship. Volume
H8854	Ravenna CD - Total Comfort Control	144 lb.	16.9 cu. ft.

Vent Kits

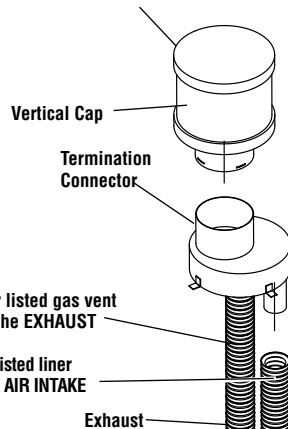
## Simpson Dura Vent -

Flex Liner 3" X 35' - #3DFA-35

Adaptor w/ Flashing - #46DVA-GK

Termination Cap - #460DVA-VC

The standard cap in Termination Kit TKDVI, and in Vent Kit DV3FK35 is a high wind cap



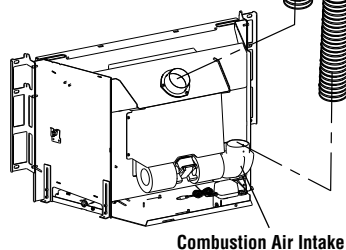
### Liner Requirements:

Use 3" (76 mm) diameter listed gas vent liner (UL1777 ONLY) for the EXHAUST

Use 3" (76 mm) diameter listed liner (UL 181 or UL1777) for the AIR INTAKE

Vertical Height Min. = 10 ft. (3.1 M)  
Vertical height Max. = 35 ft. (10.7 M)  
Note: Measured from flue collar on unit to the end of the vent pipe or liner

The flexible vent pipe must NOT be allowed to sag behind insert or in fireplace flue.



Facing and Mantel Clearances

Options

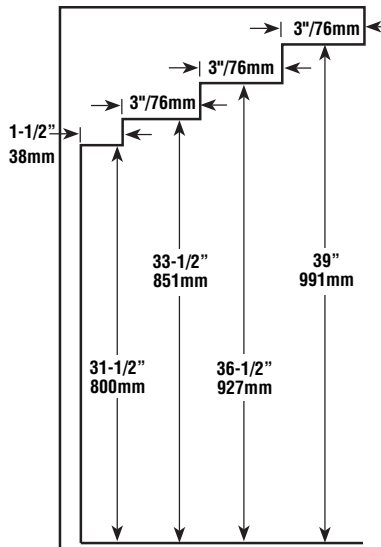
## Decorative Faces (one required)

Traditional and Arch inset  
Foundry™ Screen  
Cast Pillar  
Screen Face  
Contemporary Face

## Surround Kits (one required)

- Traditional 1-pc. (41"W x 29"H)
- Traditional 3-pc. (41"W x 29"H, 48"W x 29"H, 41"W x 33"H or 48"W x 33"H)
- Cast Iron (45-1/2"W x 30"H-Cast Pillar face only)

## RDV CD Facing and Mantel Side View



## Misc. Options

ZC Lower Finish Panel/Reg Face Support  
ZC Front Support Extension

## Media Kits (one required)

Reflective Black  
Reflective Blue  
Platinum  
Goldfinger  
Copper

Standard Features

- Heavy, 14-gage aluminized steel firebox construction
- Approved for zero-clearance (metal) and masonry fireplaces
- Battery back-up in case of power outage
- Standard 155-CFM variable-speed blower delivers warm, consistent heat

The existing fireplace chimneys may take various contours which the flexible liners will accommodate. However, keep the flexible liner as STRAIGHT as possible, avoid unnecessary bending.

LENNOX®, the LENNOX design, DAVE LENNOX, the image of DAVE LENNOX and other related LENNOX marks are registered or common law trademarks of Lennox Industries Inc. and are used with permission.