



Beautifully designed, the MPD Pro gas-burning fireplace provides the ultimate combination of style, performance and value.

LENNOX
HEARTH PRODUCTS

MERIT® Plus
SERIES



MPD Pro 40 shown with Reflective Porcelain Panels.

■ From the stunning, unobstructed views of its dancing flames to the high-efficiency heating that only comes from advanced engineering, the Merit Pro direct-vent gas fireplace offers the style and performance demanded by today's homeowners. Standard features like ceramic glass and a built-in blower keep living areas warm and inviting, while optional accessories like contemporary Porcelain Panels and Style View™ doors add style to any room. As versatile as it is efficient, the Merit Pro is the choice for affordable comfort without compromise. ■



STANDARD FEATURES

Ceramic glass provides unobstructed views of the fire

Lennox Total Comfort Control™ system features remote temperature control and uninterrupted operation in the event of a power failure

Full-function remote simplifies operation

Intermittent pilot ignition reduces gas usage and improves efficiency

Expansive viewing area creates the ambiance of a traditional wood-burning fireplace

Highly detailed log set adds character to the hearth

Built-in blower enables higher efficiency and heat delivery to the living space

REQUIRED ACCESSORIES

Ceramic brick panels mimic the look of traditional brick

Reflective Porcelain Panels amplify the look and size of the fire

OPTIONAL ACCESSORIES

A choice of Style View™ doors and face styles offers design flexibility



OPTIONAL STYLE VIEW™ DOOR DESIGNS



Arch pane design in Satin Pewter



Square pane design in Satin Pewter



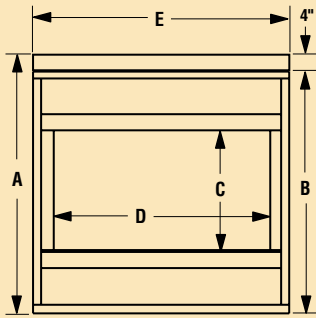
Arch design in Black



Square pane design in Black

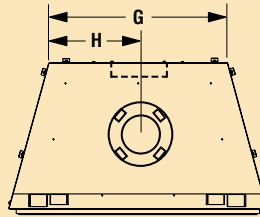
DIMENSIONS

MPD PRO MODELS (THESE MODELS COME WITH A TOP AND REAR VENT)

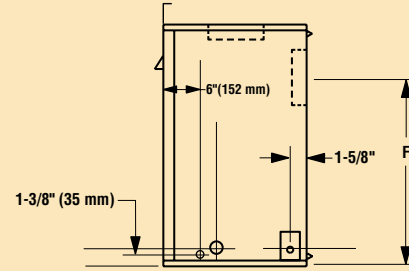


Front View

*All MPD Pro models have a top and rear vent.



Top View



Right Side View

SPECIFICATIONS

| MODEL | A | B | C | D | E | F | G | H | FRAMING | | |
|--------|---------|---------|-----|---------|---------|-----------|---------|-----------|---------|---------|-------|
| | | | | | | | | | WIDTH | HEIGHT | DEPTH |
| MPDP35 | 36-1/8" | 32-1/8" | 19" | 29-1/2" | 35-1/8" | 21-11/16" | 24-7/8" | 12-7/16" | 35-1/4" | 36-1/4" | 16" |
| MPDP40 | 41-1/8" | 37-1/8" | 24" | 34-1/2" | 40-1/8" | 26-11/16" | 29-7/8" | 14-15/16" | 40-1/4" | 41-1/4" | 16" |

EFFICIENCY %

| MODEL | FUEL | BTU/HR | ENERGUIDE* | AFUE** |
|--------|------|--------|------------|--------|
| MPDP35 | LP | 22,000 | 71 | 70 |
| MPDP35 | NG | 25,000 | 69 | 70 |
| MPDP40 | NG | 31,000 | 69 | 70 |
| MPDP40 | LP | 29,000 | 72 | 71 |


*Intermittent ignition systems

**Annual Fuel Utilization Efficiency (AFUE) is the recognized U.S. rating system for the total efficiency of heating products.

PRODUCTS AND DEALERS YOU CAN COUNT ON

At Lennox, we understand how important it is for you to feel comfortable at home, so we're committed to providing you with the finest hearth products available. Choosing the right dealer for your hearth needs is every bit as important as choosing the right brand, and we think you'll agree that our dealers are a big reason why you can count on getting quality customer service when you call.

On the cover: MPDP40 shown with Traditional Ceramic Brick Liner Kit.



All Merit™ Plus Series direct-vent gas fireplaces utilize either a Secure Vent™ (rigid) or Secure Flex™ (flexible) 4.5" inner/7.5" outer coaxial venting system, and include a 20-year limited warranty.

IMPORTANT NOTES:

As with any heating appliance, fireplace or stove, this appliance is extremely hot during operation. Read and understand all operating instructions before using this appliance. For further information, consult your dealer.

Local conditions, such as elevation, wind, vent configuration and choice of fuel will affect overall appearance of the fire and heating performance. Performance can also vary with home design and insulation, climate, condition and type of fuel used, appliance location, burn rate, accessories chosen, chimney installation and how the appliance is operated.

Diagrams, illustrations and photographs are not to scale—consult installation instructions. Product designs, materials, dimensions, specifications, colors and prices are subject to change or discontinuance without notice.

Tested and listed to U.S. and Canadian safety and performance standards—ANSI Z21.88 CSA 2.33 and CAN/CGA 2.17-M91.



Tested & Listed By
O-T-L
 US
 Portland Oregon USA
 OMNI-Test Laboratories, Inc.
 Report number: 116-F-13-4

LENNOX

HEARTH PRODUCTS

© Lennox Hearth Products LLC 2012

Visit us at www.lennoxhearthproducts.com,
 or contact us at 1-800-655-2008.

785330M 09/12