



MODEL
983

FIREPLACE INSERT

KEEPING YOU WARM
for more than 30 years



In Swiss, Hitzer means "heater". More importantly, Hitzer has come to mean quality, comfort, efficiency, value... and a commitment backed by superior Amish craftsmanship that provides you with years of heating performance.

TIME IS ON YOUR SIDE.

Years of research and development have gone into the Hitzer Model 983 Fireplace Insert. Extra time was taken to design and redesign the system, but it has been worth it...for you.

There is nothing automated about our production line. Careful Amish craftsmen skillfully hand build every insert. Their attention to detail and desire for the utmost quality is part of their heritage, and it is a part of every Model 983.

HIGH-QUALITY MATERIALS:

• $\frac{3}{16}$ " steel firebox • $\frac{1}{4}$ " steel top • 11 gauge steel exterior shell • Steel directional baffles • Firebrick lined • Removable cast iron grate system • Cast iron doors with ROBAX glass • 16 gauge finishing shroud

SUPERIOR FEATURES:

• Tested to UL Standard 737 • Designed to burn coal • Two recessed 100 C.F.M. blowers for excellent air flow • Removable ash pan for convenience • 16 directional baffles to guide air evenly around the firebox • Three air intakes to maximize efficient combustion and heating performance

So much is designed and built into every Model 983. We offer only a few options • a gold plated door or pewter plated door • a gold or pewter trim for the finishing shroud • a double door option as well.



GOLD



PEWTER

Efficiency

THE BEST COMFORT FACTOR

Keeping you and your home warm - *efficiently* - is the highlight of the Model 983. The design effectively transforms your open masonry fireplace into an outstanding heating appliance.

AIR INTAKE CONTROLS: Primary air for coal combustion enters under the fire through the ash door slide. Spinner controls (double door only) and slides above the door provide secondary air above the fire.

100 C.F.M. BLOWERS: 2 Thermostatically controlled side blowers draw in surrounding air, circulate it around the firebox, and push it out through the warm air exits for even heat distribution.

DIRECTIONAL BAFFLES: 16 baffles efficiently guide air in and around the heat exchange area. At the same time, they provide more surface to capture heat for transfer to your home.

DAMPER CONTROL: This easily regulated control permits more efficient burning of fuel. By precise control of air flow, fuel lasts longer and less heat escapes up the chimney.

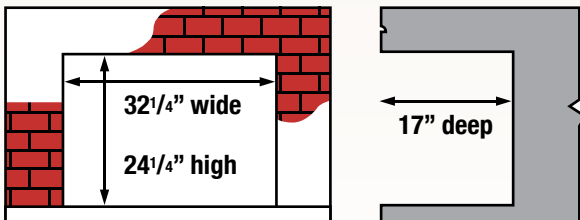
These outstanding features combine to achieve superior performance throughout the heating season. You stay comfortably warm, cut your fuel bills, and have an investment that can pay for itself over the years.

MODEL 983 SPECIFICATIONS

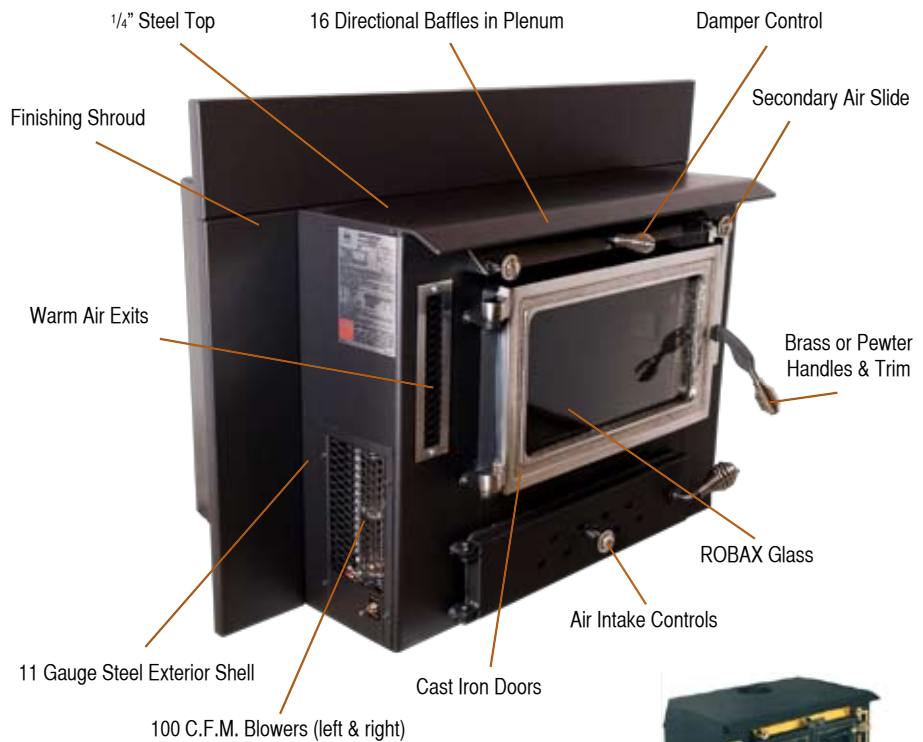
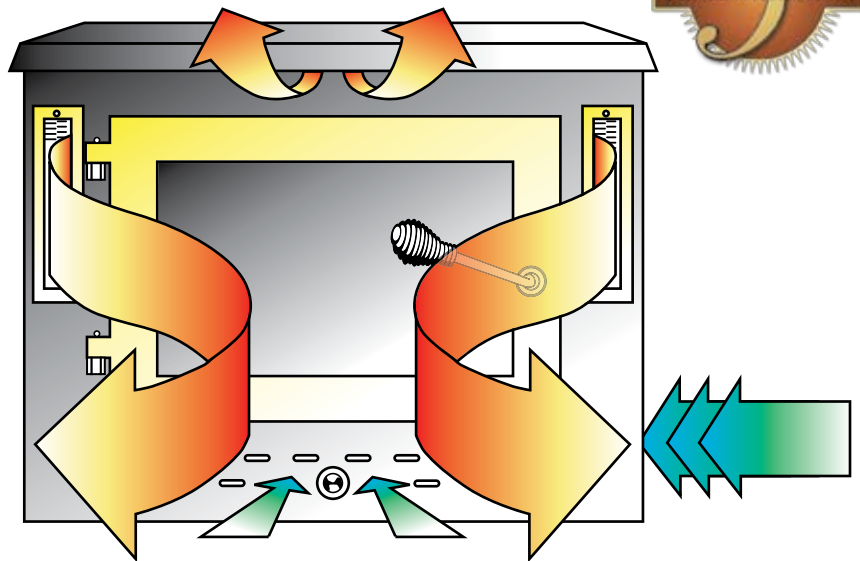
HEIGHT	24"
DEPTH	25"
WIDTH	32"
WIDTH AT 17" DEEP	26"
FIREBOX SIZE	20" W x 19 1/2" L
WEIGHT	600 lbs.
BTUs	100,000
FLU SIZE	8"

COLORS: BLACK, HONEY-GLO BROWN, BLUE METALLIC, FOREST GREEN, CHARCOAL

Tested to U.L. Standard 737



Dimensional requirements are minimum 24 1/4" H x 32 1/4" W x 17" D fireplace. Standard 6" or 8" finishing shroud. Custom sizes available.



Also available with double doors



YOUR HITZER DEALER



Hitzer Inc.
269 East Main Street • Berne, IN 46711
(p) 260-589-8536 • (f) 260-589-3538
www.hitzer.com • info@hitzer.com

