

Stanford 140 Non-Catalytic Stove

Crafted by Belgian Artisans



- Superior efficiency
- Rugged cast iron body
- Clean lines, timeless design
- Large glass window stays clean
- Heats up to 2,000 sq ft
- Smart, affordable investment



A Lifetime of Comforting, Efficient Heat.

Stanford 140 Non-Catalytic Stove

The Stanford's advanced non-catalytic technology ensures you a lifetime of warmth, comfort and superior efficiency. And, with its clean-burning Airwash system, you'll always enjoy a generous, crystal-clear view of the fire. The Stanford 140 easily heats up to 1,600-2,000 square feet – an entire mid-sized home or living area.

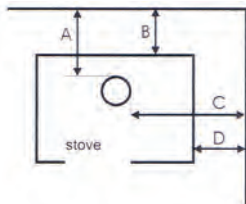
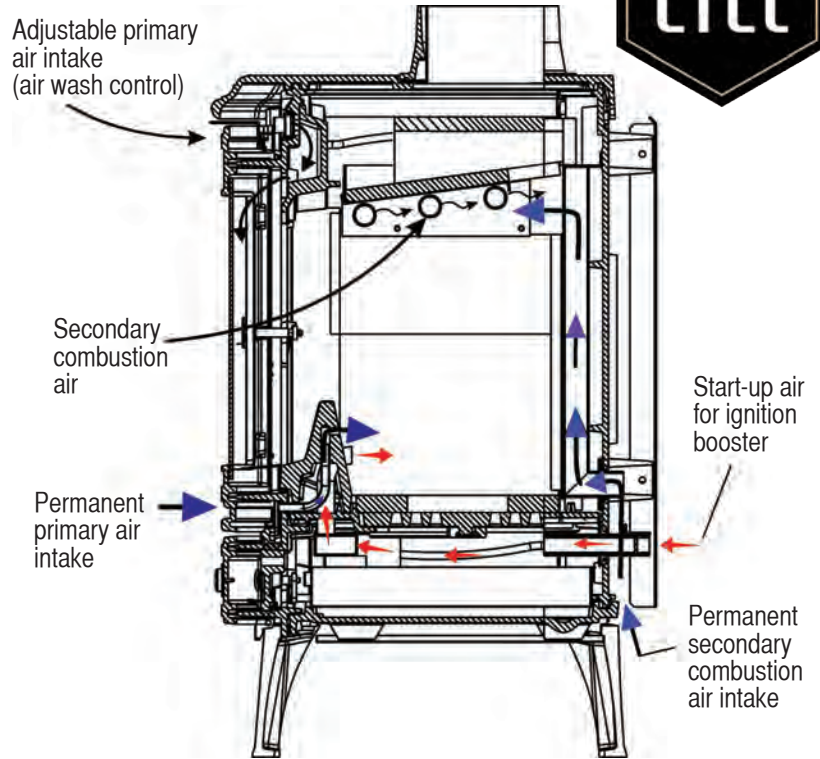


Features and Benefits

- Up to 76% Efficient
- Durable cast iron body
- Side and front loading doors
- Top venting
- Adjustable primary air intake for heat control
- One-piece ceramic glass window
- Airwash system for clean, clear viewing
- Generous ashpan, masked by the stove's lower door
- No-burn removable handle
- Meets or exceeds international emissions standards
- Includes fire glove, poker, handles and touch-up paint
- Made entirely in Belgium, using no Chinese components
- Color: Graphite

Specifications

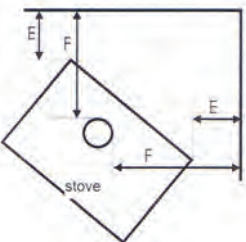
Flue collar size: 6"
 Flue position: top
 Max burn rate: 96,600 BTU/hr
 EPA Output range: 12,000–60,900 BTU/hr
 Particulate emissions: 2.72 g/hr
 Heating capacity: 1,600-2,000 sq ft
 Max. burn time: up to 10 hours
 Max log length: 24"
 Firebox capacity: 2.89 cu ft
 Loading: front and side
 Weight: 386 lbs.
 Minimum floor protection: 55"Wx46"D (USA and Canada)



Rear and Side Clearances

Connector pipe	A	B	C	D
Single wall	18"	13"	32"	20"
Double wall	14.5"	10"	28.5"	17"

Minimum Ceiling Height: 7'

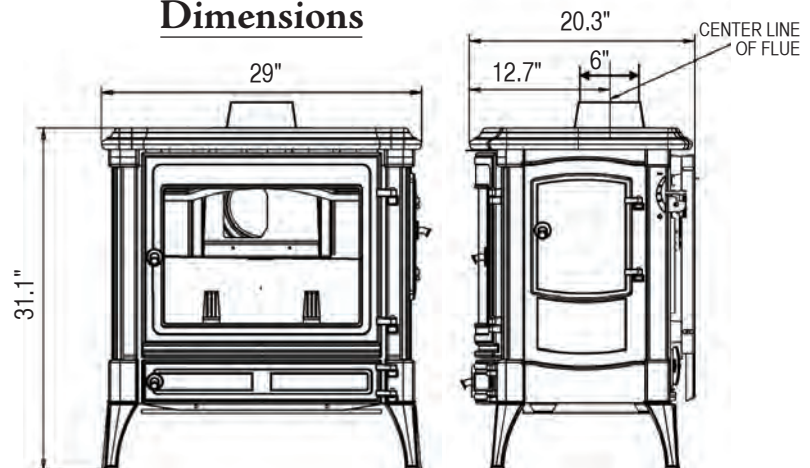


Corner Clearances

Connector pipe	E	F
Single wall	16"	27"
Double wall	17"	18"

Minimum Ceiling Height: 7'

Dimensions



Your Efel Dealer:

For more information, visit
Efel-USA.com.