



*No Electricity or Fan Needed*



Models

1300

1400

1500

1600

Safety Tested  
to U.L. #1482,  
for coal use only



MADE IN USA



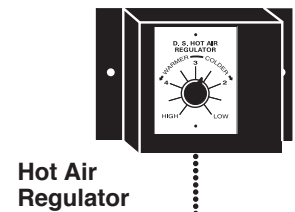
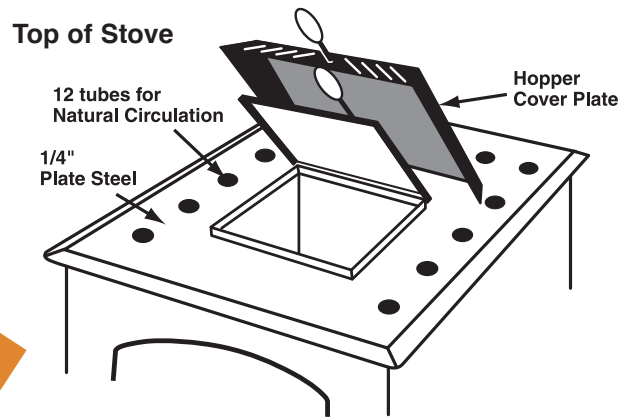
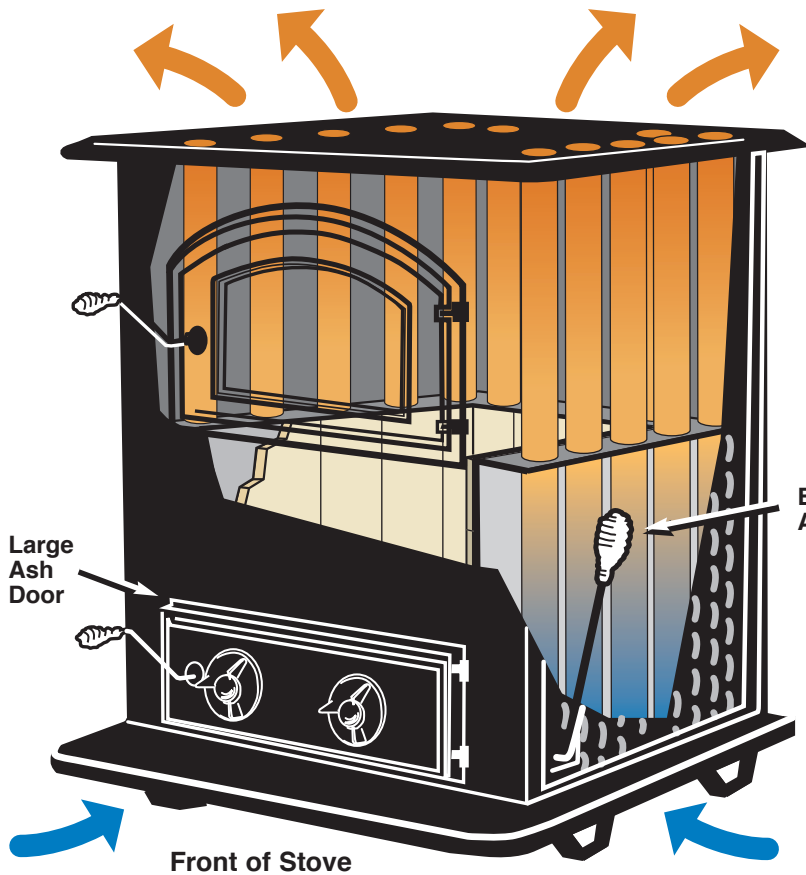
- ◆ Heat exchanger tubes through firebox for natural circulation
- ◆ Gravity fed coal hopper - holds 60 lbs.
- ◆ Burn time 24 to 48 hours
- ◆ Exterior shaker handle - minimal ash dust
- ◆ Bimetal draft regulator
- ◆ Automatic secondary oxygen
- ◆ Adjust heat from stove with only one knob on hot air regulator



# Assembly Diagram

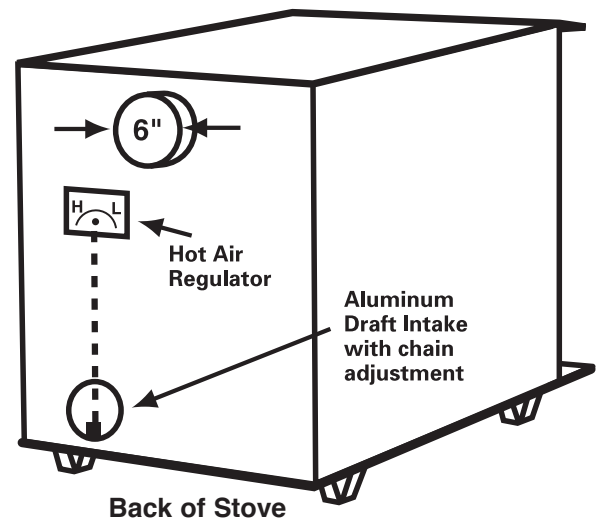
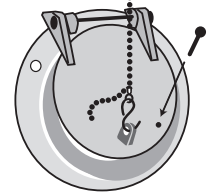
Models: 1600 1500  
1400 1300

**NOTE: Available without coal hopper**



Exterior Ash Shaker

Draft Intake with Chain Adjustment



DEALER:

SPECIFICATIONS				
	#1600	#1500	#1400	#1300
Approx. BTU	125,000	96,000	80,000	50,000
Heating Capacity	1,200 to 2,500	1,000 to 2,000	800 to 1,600	500 to 1,200
Fire Box size	16x20	16x16	13x16	13x12
Fire Box Volume	4.1	3.2	2.7	2.0
Coal Hopper Capacity	60#	60#	60#	60#
Approximate Coal Volume w/Hopper	120#	100#	80#	70#
Flue Size	6"	6"	6"	6"

