











**Superior**<sup>™</sup>  
FIREPLACES  
*Our name is our promise.*




**TRADITIONAL**

Wood burning fireplace, with a variety of interior refractory panel designs and colors that provide long lasting warmth and unsurpassed beauty in a traditional hearth setting.

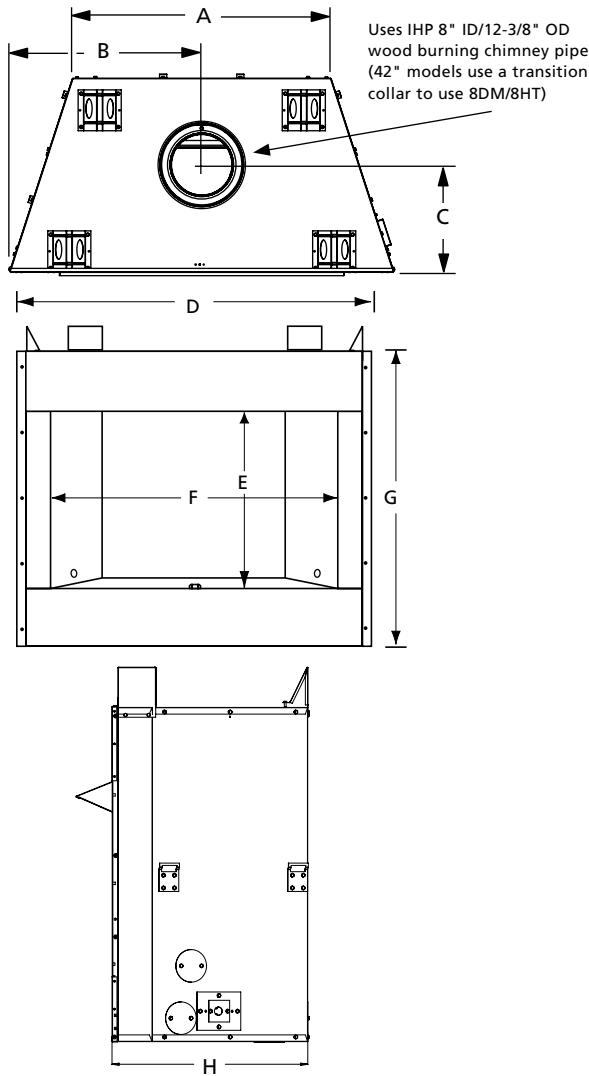
**FEATURES**

-  Available in 36" and 42" models
-  Radiant smooth-faced or circulating rolled louver models
-  Fully insulated firebox (on select models) for increased performance in colder climates
-  Refractory panels in a variety of colors and patterns
-  Heavy duty log grate
-  Adjustable outside air damper
-  Durable textured powder coat finish
-  Uses IHP 8 DM (1700°) double wall air cooled wood burning chimney
-  Uses IHP 8 HT (2100°) heavy gauge, double wall, air-cooled, wood burning chimney recommended for cold climates (required for Canada)
-  20 year limited warranty

**INTERIOR PANEL OPTIONS**




## APPLIANCE SPECIFICATIONS



**WRT/WCT3036      WRT/WCT3042**

A	29"	36"
B	20-1/2"	24"
C	12-1/2"	11-3/4"
D	41"	48"
E	21"	24"
F	35"	42"
G	37"	40"
H	21"	22-1/2"

## OPTIONAL ACCESSORIES



Bi-fold glass doors



Black



Brushed Brass



Platinum

## ADDITIONAL ACCESSORIES

- A.** Perimeter trim
- B.** Fan kit (WCT Model only)

## FRAMING SPECIFICATIONS

	WRT/WCT3036	WRT/WCT3042
WIDTH	41-3/4"	49-3/4"
HEIGHT	41-3/4"	47-1/4"
DEPTH	21-7/8"	23-1/2"

### IMPORTANT NOTES:

As with any fireplace, this appliance is extremely hot during operation. Read and understand all operating instructions before using this appliance. For further information, consult your dealer.

Local conditions, such as elevation, wind, vent configuration and choice of fuel will affect overall appearance of the fire and heating performance. Performance can also vary with home design and insulation, climate, condition and type of fuel used, appliance location, burn rate, accessories chosen, chimney installation and how the appliance is operated.

Diagrams, illustrations and photographs are not to scale—consult installation instructions. Product designs, materials, dimensions, specifications, colors and prices are subject to change or discontinuance without notice.

Visit us online



SuperiorFireplaces.us.com



© 2014 Innovative Hearth Products  
785355M 07/14





**Obadiiah's**

**1-800-968-8604**

---

**WOODSTOVES**

*Serving you online since 1999*