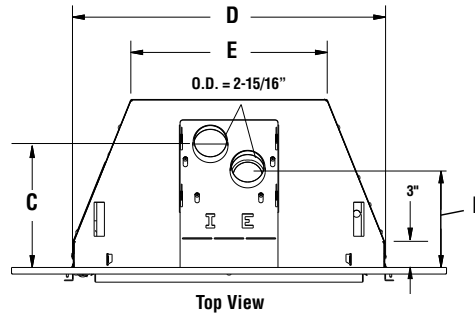


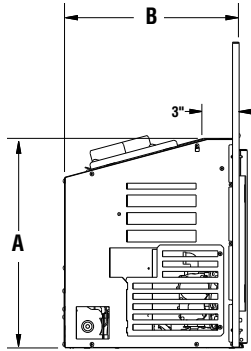
Mallard Point™ 27-B Gas Insert

Appliance Specifications

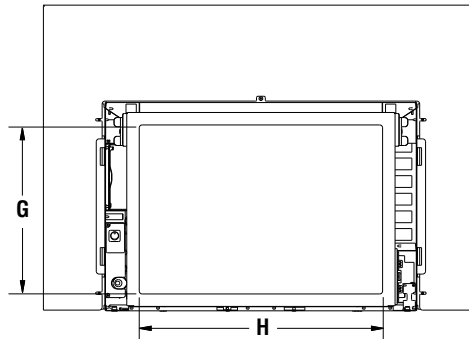
DIRECT-VENT FIREPLACE INSERT



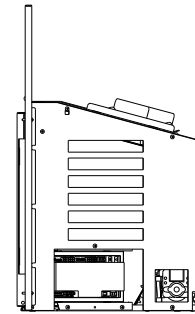
Input (BTU) - Electronic Models	
Fuel	MPI27-B
	Input Rate (BTU / HR)
Natural Gas	Hi 25,000
	Lo 18,000
Propane (LP) Gas	Hi 22,500
	Lo 16,000



Left Side View



Front View



Right Side View

A	B	C	D	E	F	G	H
17-7/8"	14-7/8"	10-7/8"	26-5/8"	16-3/4"	8-3/4"	14-3/8"	20-3/4"

MINIMUM FIREPLACE SIZES REQUIRED

Front Opening **	27"
Height	18"
Rear Width	17"
Depth	15"

MINIMUM CLEARANCES TO COMBUSTIBLES

A = Mantel	32"
B = Side Wall	4"
C = Mantel Depth *	10"

HEARTH PROTECTION

D = Vertical Distance from base of appliance to Hearth Extension	0"	4"
E = Minimum Horizontal Distance from Front of Appliance	10"	0"

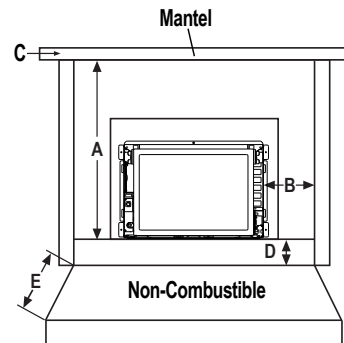
- * See owner's manual for additional mantel clearances and options.
 ** The front opening width of the fireplace must be maintained to a 3" depth into the fireplace firebox.



Report #F17-137 & 14-098

This appliance has been tested and certified to ANSI Z21.88/CSA 2.33 Standard for Vented Gas Fireplace Heater and CSA 2.17-2017 and UL 307B Gas Burning Heating Appliances for Manufactured (Mobile) Homes.

MINIMUM CLEARANCES



NOTE: Hearth protection to be min. 1/2" thick non-combustible or equivalent, with a k factor of .84.

Efficiency		
	Natural Gas	Propane Gas
AFUE	78%	75%
EnerGuide P4	73%	73%

NOTE: Diagrams, illustrations and photographs are not to scale – consult installation instructions. Product designs, materials, dimensions, specifications, colors and prices are subject to change or discontinuance without notice.

Mallard Point™ 27-B Gas Insert

Product Reference Information			
Cat. No.	Description	Ship. Weight	Ship. Volume
F5163	Mallard Point 27 Small Gas Insert, Traditional	87.5 lb.	12.22 cu. ft.

Vent Kits

Simpson Dura Vent -

Flex Liner 3" X 35' - #3DFA-35

Adaptor w/ Flashing - #46DVA-GK

Termination Cap - #46DVA-VCH With #460 DVA-VWG

Termination Cap - #460DVA-VC

Co-Linear Kit w/ 3" X 35' Flex Liner (Intake and Exhaust), Adaptor, Flashing and Termination Cap - #46DVA-CL33

Selkirk -

Termination Cap - #4DT-VT

Vent Adaptor - #4DT-CTB

Venting - 3' x 35' #AF35-03

Venting - 3' x 25' #AF25-03

Venting - 3' x 15' #AF15-03

Typical Installation

The existing fireplace chimneys may take various contours which the flexible liners will accommodate. However, keep the flexible liner STRAIGHT and avoid bending. When at maximum vertical height, standing pilot should be used for correct operation.

Liner Requirements:

Use 3" diameter listed gas vent liner (UL1777 ONLY) for the EXHAUST

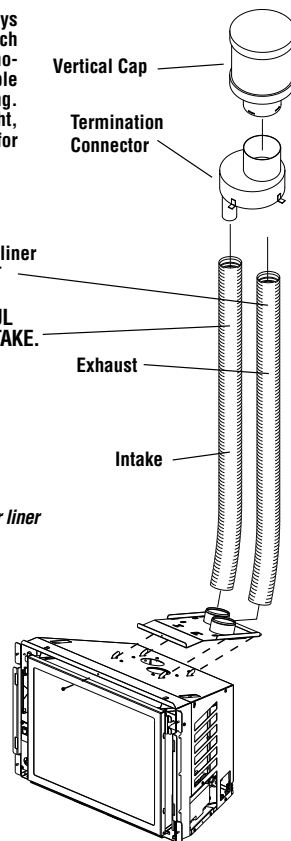
Use 3" diameter listed liner (UL 181 or UL1777) for the AIR INTAKE.

Vertical Height Min. = 10 ft.

Vertical height Max. = 25 ft.

NOTE: Measured from base on unit to the end of the vent pipe or liner

The flexible vent pipe must NOT be allowed to sag behind insert or in fireplace flue.



Options

Firebox Liner Kits - One Required

Heritage Brown
Black Tie
Black Porcelain
Black Painted

Facade Kits - One Required

Full View
Vista

Surround Kits - One Required

3 Sided:

37" W x 26" H

41" W x 26" H

37" W x 30" H

41" W x 30" H

4 Sided - Trimmable:

46" W x 38" H

Standard Features

- Standard full-featured remote.
- Electronic ignition with optional continuous pilot mode.
- Battery back-up in case of power outage
- Standard 150-CFM variable-speed blower delivers warm, consistent heat