

# NAPOLEON®

GAS FIREPLACES

LINEAR SERIES - LHD62



EXCLUSIVE  
**NIGHT**  
LIGHT™



ALL NEW  
**REMOTE**  
CONTROL



DOZENS OF  
**FINISHING**  
STYLES



LINEAR  
**62" WIDE**  
DESIGN





Shown with standard four piece black trim and California Sun Fluted Brick Panels

# A NEW DIMENSION OF FIRE AND COMFORT

Napoleon® introduces a dynamic 62" linear direct vent gas fireplace that can be installed in both residential or commercial applications. With various media enhancement kits and decorative options to choose from, it's easy to make the LHD62 the perfect focal point for any room in your home. The state-of-the-art Proflame II remote control, allows convenient flame adjustment, flame on/off and operates the exclusive NIGHT LIGHT. The LHD62 comes standard with a Topaz CRYSTALLINE™ ember bed, four-piece black trim, Proflame II remote control, MIRRO-FLAME™ Porcelain Reflective Radiant Panels and electronic ignition making it the perfect fireplace for lobbies, entrance ways, hallways, bars, lounges, living rooms and more.



Driftwood Media Kit




Topaz Glass (standard)




River Rocks Media Kit



MIRRO-FLAME  
Porcelain Reflective Radiant Panels (standard)



California Sun Fluted Brick Panels



Nickel Six Designer Fire Art



Exclusive NIGHT LIGHT (standard)



Proflame II Remote Control (standard)



La Precisa SIT Valve





  
QUALITY FIREPLACES



# NEW AND INNOVATIVE LINEAR TECHNOLOGY



Napoleon's 62" dynamic linear fireplace creates a stunning focal point in any setting. The LHD62 is a modern designer's dream and a home owner's stylish comfort.

**Topaz Glass** | Porcelain Reflective Radiant Panels & standard four-piece black trim



**Drift Wood** | Porcelain Reflective Radiant Panels & premium four-sided brushed stainless steel surround



**Topaz Glass** | Porcelain Reflective Radiant Panels & premium four-sided brushed stainless steel surround



**Drift Wood** | California Sun Fluted Brick Panels & premium four-sided painted glass black surround



**Topaz Glass** | Porcelain Reflective Radiant Panels & premium four-sided painted glass black surround



**River Rocks** | Porcelain Reflective Radiant Panels & premium four-sided brushed stainless steel surround



**Topaz Glass & Nickel Stix** | Porcelain Reflective Radiant Panels & premium four-sided brushed stainless steel surround



Fireplace Inserts • Charcoal Grills • Gas Fireplaces • Waterfalls • Wood Stoves  
Hybrid Furnaces • Electric Fireplaces • Outdoor Fireplaces • Gourmet Gas Grills

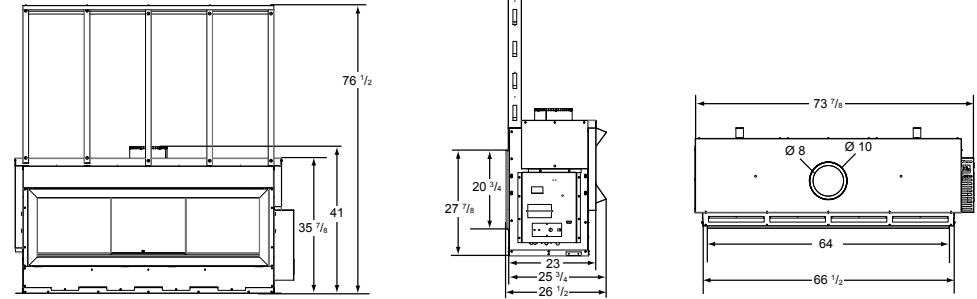


Watch the Video

Model	BTU's (Input)		Venting Direct 8"-10"	Height		Front Width		Depth		Electronic Ignition
	Natural Gas	Propane		Actual	Framing	Actual	Framing	Actual	Framing	
LHD62	50,000	50,000	Top	76 1/2"	96"	66 1/2"	81"	25 3/4"	27"	Standard


Model	Glass Type	Glass Size		Viewing Area (sq. in.)	Efficiencies			Blower	Remote Control	NIGHT LIGHT	Mobile Home Certified
		Height	Width		EnerGuide	AFUE	Steady State				
LHD62	Ceramic	18 1/2"	61 5/8"	962	55.3%	-	62%	-	Standard	Standard	Yes

LHD62



24 Napoleon Road, Barrie, Ontario, Canada L4M 0G8  
103 Miller Drive, Crittenden, Kentucky, USA 41030  
7200 Trans Canada Highway, Montreal, Quebec, Canada H4T 1A3

Tel: 705-721-1212 Fax: 705-722-6031  
napoleonfireplaces.com



**GO GREEN WITH NAPOLEON™**  
Napoleon™ uses 100% recycled corrugated packaging.

Authorized Dealer

Consult your owner's manual for complete installation instructions and proper clearances to combustible materials. Check all local and national building codes and gas regulations. All specifications are subject to change without prior notice due to on-going product improvements. Products may not be exactly as shown. Flame height and activity is influenced by varying vent configurations and may not appear as shown. Napoleon™ is a registered trademark of Wolf Steel Ltd. © Wolf Steel Ltd. EnerGuide - A Canadian efficiency standard based on frequent, short start-up and cool-down cycles. All appliances sold in Canada are subject to this EnerGuide rating system. AFUE- A US efficiency standard (Department of Energy) based on extended on/off cycles, more typical of fireplace usage. Steady State - Reflects the highest possible overall heating efficiency.