

NAPOLEON

ASCENT GAS FIREPLACES
napoleonfireplaces.com



A Fireplace Series with ENDLESS OPPORTUNITIES.

Fireplaces

Ascent™ 30	4 - 5
Ascent™ 35	6 - 7
Ascent™ 36	8 - 9
Ascent™ Linear 36	10 - 11
Ascent™ X 36	12 - 13
Ascent™ 42	14 - 15
Ascent™ X 70	16 - 17
Ascent™ Multi-View	18 - 19
Napoleon's Outstanding Features	20 - 21
Detailed Specifications & Line Drawings	22 - 23



The Ascent™ 30 shown with the Heritage front and MIRRO-FLAME™ Porcelain Reflective Radiant Panels.



FIND YOUR HAPPY (fire)PLACE.

Throughout the ages, people have gathered around fires to share in life's greatest joys.

There's just something about the glow of flickering flames that makes special moments feel even warmer.

A Napoleon fireplace is uniquely designed to brighten the vibe of any room in your house. Napoleon has an incredible range of designer options to fit any vision.

A fire not only raises the warmth and ambiance of a room, it can raise the value of your home. A fireplace offers some of the highest returns of any remodeling project. And that should make you feel good all over.

And so you can keep enjoying that positive glow for years and years and years to come, every Napoleon fireplace is backed by the President's Limited Lifetime Warranty.



We are proud to be recognized as one of Canada's Best Managed Companies and are dedicated to providing quality, home comfort products for over 40 years and counting.

Ascent™ 30

Direct Vent Fireplace

Napoleon's Ascent™ Series has endless opportunities and is perfect for home builders and homeowners alike. The Ascent™ 30 is the smallest fireplace in the series and is a perfect option when space is at a premium. With up to 15,000 BTU's and Napoleon's exclusive PHAZER® glowing log set, it provides plenty of cozy heat.

B30

Up to 15,000 BTU's

Top or Rear vent

40% flame/heat adjustment

30" w x 34 1/16" h

Natural gas or propane

For more detailed specifications on this unit, see page 21

Options & Accessories



F45 & F60 Remote Controls
On/off with digital screen




Decorative Front - Heritage



Decorative Front - Zen



2" Trim Kit





The Ascent[®] 30 shown with 2" Trim Kit and MIRRO-FLAME[®] Porcelain Reflective Radiant Panels




MIRRO-FLAME[®]
Porcelain Reflective
Radiant Panels



Complete with
Safety Barrier



Mix-N-Match Alternate Media Enhancement Kits
Shore Fire, Beach Fire and Mineral Rock Kit



Ascent™ 35

Direct Vent Fireplace

Napoleon's Ascent™ 35 enhances ambiance in any room with the industry's most realistic, exclusive PHAZER® log set and glowing ember bed. The clean face design of the Ascent™ 35 maximizes optimal viewing to ensure your new fireplace is enjoyed to the fullest. With various accessories and an advanced burner technology, the Ascent™ 35 is compact, stylish and robust!

B35

Up to 20,000 BTU's

Top Vent

35" w x 34 1/16" h

Natural gas or propane

For more detailed specifications on this unit, see page 21

Options & Accessories



F45 & F60 Remote Controls
On/off with digital screen



Decorative Front - Heritage



Clean Face Front



Decorative Front - Zen



Wrought Iron Front



2" Trim Kit





The Ascent™ 35 shown with Sandstone Decorative Brick Panels



Herringbone Decorative
Brick Panels



Sandstone Decorative
Brick Panels




MIRRO-FLAME
Porcelain Reflective
Radiant Panels



Complete with
Safety Barrier



Mix-N-Match Alternate Media Enhancement Kits
Shore Fire, Beach Fire and Mineral Rock Kit



Ascent™ 36

Direct Vent Fireplace

Napoleon's Ascent 36 is so versatile it can be installed almost anywhere! The shallow depth, at less than 16", allows for installations where space is limited. The clean face design maximizes the viewing area so your new pride and joy is thoroughly enjoyed.

B36
18,000 BTU's
Top or Rear Vent
35" w x 34 1/16" h
Natural gas or propane

For more detailed specifications on this unit, see page 21

Options & Accessories



F45 & F60 Remote Controls
On/off with digital screen



Decorative Front - Heritage



Clean Face Front



Decorative Front - Zen



Wrought Iron Front




2" Trim Kit






The Ascent[®] 36 shown with Heritage Front and 2" Trim Kit with MIRRO-FLAME[®] Porcelain Reflective Radiant Panels




MIRRO-FLAME[®]
Porcelain Reflective
Radiant Panels



Complete with
Safety Barrier



Mix-N-Match Alternate Media Enhancement Kits
Shore Fire, Beach Fire and Mineral Rock Kit



Ascent™ Linear 36

Direct Vent Fireplace

Napoleon's Ascent™ Linear 36 allows you a panoramic look with the same outstanding features from the rest of the Ascent™ series. With a multitude of designer options, the Ascent™ Linear 36 can be dressed to match your existing room decor or can be stylized to be a focal point in your room.

BL36

16,000 BTU's

Top Vent

35" w x 34 1/2" h

Natural gas or propane

For more detailed specifications on this unit, see page 21

Options & Accessories



F45 & F60 Remote Controls
On/off with digital screen



Classic 4-Sided Surround in contemporary black



Stylo™ Front in grey with black backing




Premium 4-Sided Surround in brushed stainless steel






Ascent[™] Linear 36 shown with Premium 4-Sided brushed stainless steel surround with a mixture of Beach Fire, Shore Fire and Mineral Rock kit




MIRRO-FLAME
Porcelain Reflective
Radiant Panels



Complete with
Safety Barrier



Mix-N-Match Alternate Media Enhancement Kits
Shore Fire, Beach Fire and Mineral Rock Kit



Ascent™ X 36

A Multitude of Designer Options

Napoleon's Ascent™ X 36 allows you to transform any space into an inviting and relaxing retreat! With a multitude of designer options you can match existing decor or create an eye catching focal point. The Ascent™ X 36 boasts the industries most realistic, exclusive PHAZER® log set and glowing ember bed.

GX36

Up to 26,000 BTU's

Top or Rear Vent

Ceramic Glass

40% flame/heat adjustment

35" w x 34 7/16" h

Natural gas or propane

For more detailed specifications on this unit, see page 21

Options & Accessories



F45 & F60 Remote Controls
On/off with digital screen



Clean Face Front



Decorative Front - Heritage



Decorative Front - Zen



Wrought Iron Front




2" Trim Kit





The Ascent[®] X 36 shown with Zen Front and MIRRO-FLAME[®] Porcelain Reflective Radiant Panels



MIRRO-FLAME[®]
Porcelain Reflective
Radiant Panels




Herringbone Decorative
Brick Panels



Sandstone Decorative
Brick Panels




Newport Decorative Brick
Panels



Complete with
Safety Barrier



Mix-N-Match Alternate Media Enhancement Kits
Shore Fire, Beach Fire and Mineral Rock Kit



Ascent™ 42

Direct Vent Fireplace

Napoleon's Ascent™ 42 is the largest single view fireplace in the Ascent™ Series. Offering a multitude of options with decorative fronts, trim kit, decorative brick panels and MIRRO-FLAME™ Porcelain Reflective Radiant Panels, the Ascent™ 42 can be designed to your personal taste and match any home décor. The Ascent™ 42 allows you to create a stylish look while producing plenty of heat when required.

B42

Up to 25,000 BTU's

Top Vent

40% flame/heat adjustment

42" w x 34 1/16" h

Natural gas or propane

For more detailed specifications on these units, see page 21

Options & Accessories



F45 & F60 Remote Controls
On/off with digital screen




Decorative Front - Heritage



Decorative Front - Zen




2" Trim Kit





The Ascent[™] 42 shown with 2" Trim Kit and Sandstone Decorative Brick Panels




MIRRO-FLAME[™]
Porcelain Reflective
Radiant Panels



Herringbone Decorative
Brick Panels





Sandstone Decorative
Brick Panels



Complete with
Safety Barrier



Mix-N-Match Alternate Media Enhancement Kits
Shore Fire, Beach Fire and Mineral Rock Kit



Ascent™ X 70

Direct Vent Fireplace

The Ascent™ X 70 gas fireplace offers you a wide range of heat output and control with a remarkable flame/heat adjustment. The Ascent™ X 70 boasts one of the most impressively solid towering flames that produce a remarkable presence that can not be ignored. With a large viewing area, a realistic PHAZER™ log set that is rich in color and detail and Napoleon's exclusive NIGHT LIGHT™, the Ascent™ X 70 is a one of a kind fireplace that you will be proud to have friends and family gather around.

GX70
 Up to 35,000 BTU's
 Top Vent
 50% flame/heat adjustment
 35" w x 34 1/16" h
 Natural gas or propane

For more detailed specifications on these units, see page 21

Options & Accessories



Modulating Remote Control with Digital Screen



Heritage Decorative Front



Faceplate with Operable Door



Zen Decorative Front



Scalloped Wrought Iron Front




2" Trim Kit



Clean Face Front




Wrought Iron Front






Ascent™ X 70 shown with Newport brick panels and 2" trim kit.




MIRRO-FLAME
Porcelain Reflective
Radiant Panels



Herringbone Decorative
Brick Panels



Old Town Red
Decorative Brick Panels




Newport Decorative
Brick Panels



Complete with
Safety Barrier



Mix-N-Match Alternate Media Enhancement Kits
Shore Fire, Beach Fire and Mineral Rock Kit



Ascent™ Multi-View

Direct Vent Fireplace

Napoleon's Ascent™ Multi-View Gas Fireplace is available as a See Thru or a three-sided Peninsula and features various firebox/burner options including a log burner, a linear glass burner or a designer fire cradle featuring topaz glass to match any room in your home. The new Ascent™ Multi-View Gas Fireplace offers up to 30,000 BTU's, a massive 2,023 sq. in. viewing area for the See-Thru model and 2,484 sq. in. for the Peninsula model, multiple firebox configurations and electronic ignition with battery back-up. Media kits and decorative panels are available to match any room in your home.

BHD4 - See Thru

Up to 30,000 BTU's

45° Vent

72% flame/heat adjustment

45" w x 38 ¼" h

Natural Gas or propane

BHD4 - Peninsula

Up to 30,000 BTU's

45° Vent


72% flame/heat adjustment

43 ¼" w x 38 ¼" h

Natural Gas or propane

For more detailed specifications on these units, see page 21

Options & Accessories



Designer Fire Art
Metal Coil Design



Designer Fire Art
Nickel Stix Design



F45 & F60 Remote Controls
On/off with digital screen




PHAZER® Log Set Burner



Fire Cradle Media Burner



Glass Burner comes standard with Topaz CRYSTALINE™
ember bed





The Ascent™ Multi-View shown with Topaz CRYSTALINE™ glass ember bed




The Ascent™ Multi-View shown with PHAZER™ log set burner and Newport decorative brick panel




Newport Decorative
Brick Panels



MIRRO-FLAME™
Porcelain Reflective
Radiant Panels



Complete with
Safety Barrier



Alternate Glass Media Kits & Glass Enhancement Kits
Six Colors Available



Grey or Multi-Colored River Rock Kits
as well as Mineral Rock Enhancement
Kit can be placed in fire cradle burner



Outstanding Features

of Napoleon's Advanced Technology



Advanced Burner Technology

Napoleon's sophisticated burner system offers superior flame technology. Strategically placed burner ports create the most realistic YELLOW DANCING FLAMES® in the industry.

Finely Tuned Precision Valves

Surrounded with a protective cast aluminum jacket, the precision valves allow for ultimate reliability and 100% SAFE GUARD® gas control system.

Minimum 30% savings on **ZONE Heating!** heating costs with Zone Heating

Zone Heating means you are heating the rooms that you use the most with an alternate heat source, like a Napoleon® heater rated gas fireplace. Zone Heating is the obvious solution for families concerned about rising fuel costs.

Outstanding Craftsmanship

Fine details are designed in every aspect of Napoleon® fireplaces... individually handcrafted with pride of excellence to last a lifetime.

Safety Screens

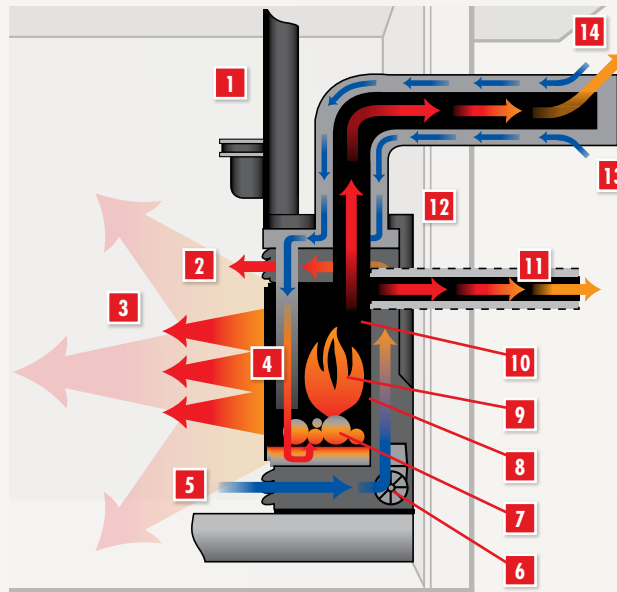
Napoleon®, leaders in design & technology have developed safety screens with aesthetically pleasing designs for every gas appliance to ensure ultimate safety and peace of mind for your family.

Outstanding Features

of Napoleon's Direct Vent Technology

Direct Vent System

1. Zero clearance to combustible framing*
2. Forced convection heated room air
3. Radiant heat
4. High Heat Ceramic or Tempered Glass increases the radiant heat that is dispersed throughout the room. Save up to 30% on energy costs with radiant heat and Zone Heating
5. Cool room air is naturally drawn through the lower opening, circulates around the firebox, and expels into the living space as warm air
6. Optional air circulating variable speed blower with high temperature bearings increases efficient heating
7. Advanced ceramic burner system (selected models)
8. MIRRO-FLAME® Porcelain Reflective Radiant Panels further increase radiant heat (optional on most models)
9. Advanced burner technology produces the most realistic flames in the industry
10. Sealed combustion chamber
11. Optional rear exhaust (selected models)



12. Efficient heat exchange system
13. Combustion air inlet
14. Flue gas outlet

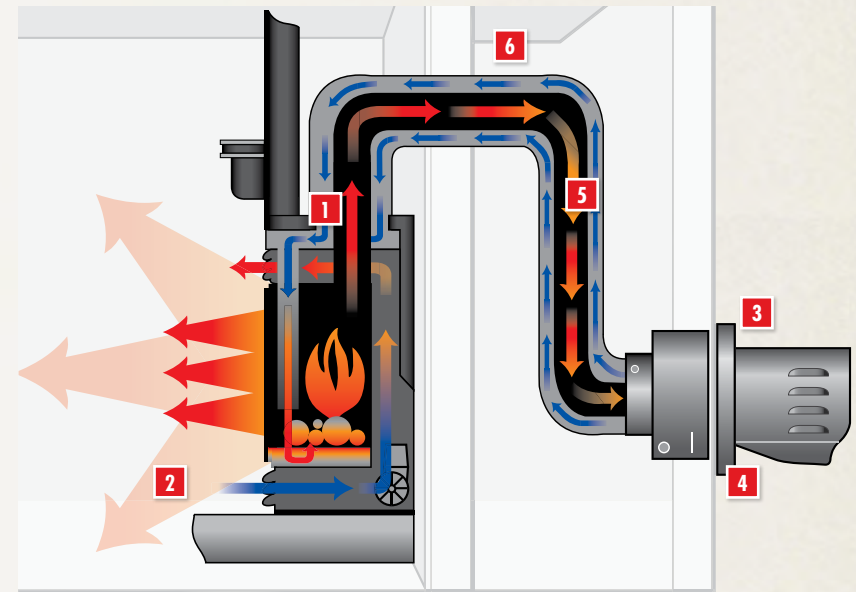
With over 40 years of research and development, Napoleon® has perfected direct vent technology to offer you a fireplace, stove or insert that easily fits into your lifestyle.

With Napoleon's direct vent technology, you can design and install your fireplace in unique locations where it wasn't possible before with traditional masonry fireplaces. Even your basement can be transformed into a warm, inviting oasis for your family and friends to enjoy.

Whether you are renovating, building or replacing an inefficient fireplace product, Napoleon® helps guide you in the right direction to find the product that's right for you and your home. Napoleon® Fireplaces are a smart investment that will bring many years of affordable luxury to you and your family.

*See installation manual for details

Direct Vent Power Venting System



1. Suitable for exhaust products with various vent diameters
2. Installation friendly maintenance free durable construction
3. Blower mounted outside at terminal with WHISPER QUIET® operation inside
4. Terminates above or below the fireplace to allow more freedom and versatility for direct vent installations
5. No hoses to terminal
6. Ability to "snake" either up, down or around objects (ie; behind stairways)

Napoleon's power venting system allows more freedom and versatility for direct vent installations. The option of having the termination above or below the fireplace, along with the ability to "snake" either up or down, allows installation when the desired fireplace location is a great distance away from an outside wall. The blower that pulls the burned gases from the fireplace is mounted outside at the terminal which provides WHISPER QUIET® operation inside the home.

Available for Select Models

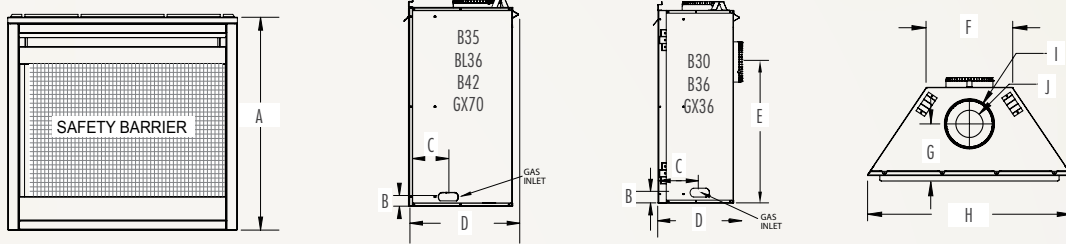
Dimensions & Specifications



	B30	B35	B36	BL36	GX36	B42	GX70	BHD4P/ ST	BHD4PG/ STG	BHD4PFC	BHD- 4STFC
Heritage Decorative Front	0	0	0	-	0	0	0	-	-	-	-
Zen Decorative Front	0	0	0	-	0	0	0	-	-	-	-
2" Trim Kit	0	0	0	-	0	0	0	-	-	-	-
Premium 4-Sided Surround in Brushed Stainless Steel	-	-	-	0	-	-	-	-	-	-	-
Stylo [®] Front	-	-	-	0	-	-	-	-	-	-	-
4-Sided Surround in Contemporary Black	-	-	-	0	-	-	-	-	-	-	-
Clean Face Front	-	0	0	-	0	-	0	-	-	-	-
Wrought Iron Front	-	0	0	-	0	-	0	-	-	-	-
Scalloped Wrought Iron Front	-	-	-	-	-	-	0	-	-	-	-
Faceplate with Operable Door	-	-	-	-	-	-	0	-	-	-	-
Sandstone Decorative Brick Panels	-	0	-	-	0	0	-	-	-	-	-
Herringbone Decorative Brick Panels	-	0	-	-	0	0	0	-	-	-	-
Newport [®] Deluxe Decorative Brick Panels	-	-	-	-	0	-	0	0	0	0	0
Old Town Red Decorative Brick Panels	-	-	-	-	-	-	0	-	-	-	-
MIRRO-FLAME [®] Porcelain Reflective Radiant Panels	0	0	0	0	0	0	0	0	0	0	0
Log Ember Bed	S	S	S	-	S	S	S	S	-	-	-
Glowing Embers	-	S	S	-	S	S	S	-	-	-	-
Glass Ember Bed	-	-	-	S	-	-	-	-	S	S	S
Glass Ember Media Kits (black, blue, red, amber, clear and topaz finishes)	-	-	-	-	-	-	-	-	0	0	0
Beach Fire Media Enhancement Kit	0	0	0	0	0	0	0	-	-	-	-
Shore Fire Media Enhancement Kit	0	0	0	0	0	0	0	-	-	-	-
Mineral Rock Media Enhancement Kit	0	0	0	0	0	0	0	-	-	0	0
Grey or Multi-Colored River Rock Kit	-	-	-	-	-	-	-	-	-	0	0
Designer Fire Art - Metal Coil	-	-	-	-	-	-	-	-	0	-	-
Designer Fire Art - Nickel Stix	-	-	-	-	-	-	-	-	0	-	-
On/off Remote Control with Digital Screen	0	0	0	0	0	0	-	0	0	0	0
Modulating Remote Control with Digital Screen	-	-	-	-	-	-	0	-	-	-	-
Blower Kit with Variable Speed and Thermostatic Control	0	0	0	-	0	0	S	-	-	-	-
Flame/Heat Adjustment	S	S	S	S	S	S	S	-	-	-	-
Safety Barrier Approved Safety Screen	S	S	S	S	S	S	S	S	S	S	S
Pre-wired for Wall Switch	S	S	S	S	S	S	-	-	-	-	-

S - Standard O - Optional

Ascent™ 30, 35, 36, L36, X36, 42 & X70

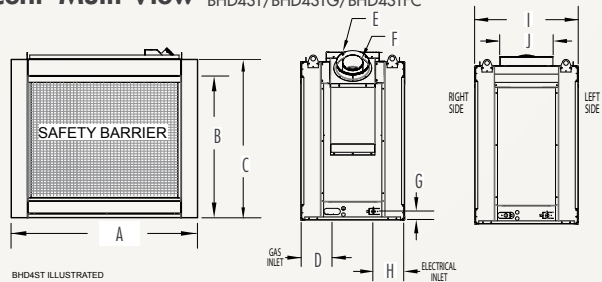


Product Code	A	B	C	D	E (Rear Vent)	F	G	H	I	J
Ascent™ 30 - B30	34 5/8"	1 15/16"	7 3/16"	14"	24 3/16"	12 3/4"	8 5/8"	30"	4"	7"
Ascent™ 35 - B35	34 5/8"	1 15/16"	7 3/16"	18 5/16"	N/A	11 13/16"	11 5/16"	35"	5"	8"
Ascent™ 36 - B36	34 5/8"	1 15/16"	7 3/16"	15 3/4"	24"	15 5/8"	9 1/16"	35"	4"	7"
Ascent™ Linear 36 - BL36	34 1/2"	9 3/8"	6 3/8"	16 1/8"	N/A	15 5/8"	9"	35 1/8"	4"	7"
Ascent™ X 36 - GX36	34 5/8"	1 15/16"	7 3/16"	15 3/4"	24"	15 5/8"	9 1/16"	35"	4"	7"
Ascent™ 42 - B42	34 5/8"	1 15/16"	7 3/16"	18 5/16"	N/A	18 7/8"	11 5/16"	42"	5"	8"
Ascent™ X 70 - GX70	34 5/8"	1 15/16"	7 3/16"	18 5/16"	N/A	11 13/16"	11 5/16"	35"	5"	8"

Product Code	BTU's (Input)		Venting	Glass Type	Glass Size		Glass Area (sq. in.)	Efficiencies		Blower	Mobile Home Certified
	Natural Gas	Propane			Height	Width		EnerGuide	AFUE		
Ascent™ 30 - B30	15,000	15,000	Top/Rear (4" x 7")	Tempered	23 11/16"	25 11/16"	609	68.9%	72.5%	Optional	Yes
Ascent™ 35 - B35	20,000	20,000	Top (5" x 8")	Tempered	23 11/16"	30 11/16"	727	56.4%	63.5%	Optional	Yes
Ascent™ 36 - B36	18,000	18,000	Top/Rear (4" x 7")	Tempered	23 11/16"	30 11/16"	727	75.4%	76.3%	Optional	Yes
Ascent™ Linear 36 - BL36	16,000	16,000	Top (4" x 7")	Tempered	16 3/4"	30 3/4"	515	65.65%	N/A	Optional	Yes
Ascent™ X 36 - GX36	26,000	26,000	Top/Rear (4" x 7")	Ceramic	23 11/16"	30 11/16"	727	70.1%	73.8%	Optional	Yes
Ascent™ 42 - B42	25,000	25,000	Top (5" x 8")	Tempered	23 11/16"	37 11/16"	893	62.5%	65%	Optional	Yes
Ascent™ X 70 - GX70	35,000	32,000	Top (5" x 8")	Ceramic	23 11/16"	30 11/16"	727	75%	N/A	Standard	Yes

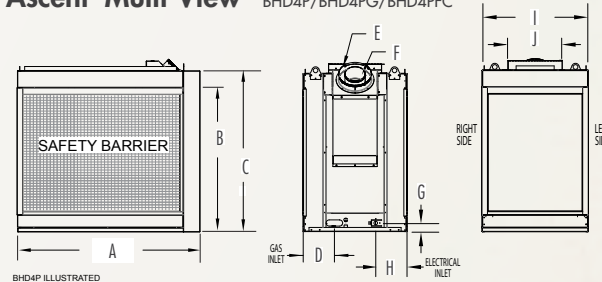
Ascent™ Multi-View

See Thru Model Illustrated
BHD4ST/BHD4STG/BHD4STFC



Ascent™ Multi-View

Peninsula Model Illustrated
BHD4P/BHD4PG/BHD4PFC



Product Code	A	B	C	D	E	F	G	H	I	J
BHD4ST/BHD4STG/BHD4STFC	45"	34 3/16"	38 1/4"	7 9/16"	8"	5"	2 1/16"	7 9/16"	25 5/8"	12 13/16"
BHD4P/BHD4PG/BHD4PFC	43 1/4"	34 3/16"	38 1/4"	7 9/16"	8"	5"	2 1/16"	7 9/16"	25 5/8"	N/A

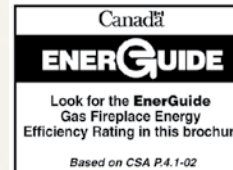
Product Code	BTU's (Input)		Venting 5" x 8"	Glass Type	Glass Size				Glass Area (sq. in.)	Efficiencies			Blower	Mobile Home Certified
	Natural Gas	Propane			Height (End)	Height (Face)	Width (End)	Width (Face)		EnerGuide	AFUE	Steady State		
BHD4ST/BHD4STG/BHD4STFC	30,000	30,000	45°	Tempered	N/A	28 1/2"	N/A	35 1/2"	2024	67.9%	66.98%	69.3%	No	Yes
BHD4P/BHD4PG/BHD4PFC	30,000	30,000	45°	Tempered	27 1/8"	28 1/2"	17"	35 1/2"	2485	67.9%	66.98%	69.3%	No	Yes

NAPOLEON CELEBRATING OVER 40 YEARS OF HOME COMFORT PRODUCTS



24 Napoleon Road, Barrie, Ontario, Canada L4M 0G8
 103 Miller Drive, Crittenden, Kentucky, USA 41030
 7200 Trans Canada Highway, Montreal, Quebec, Canada H4T 1A3

Tel: 705-721-1212 Fax: 705-722-6031
napoleonfireplaces.com



Authorized Dealer

Consult your owner's manual for complete installation instructions and proper clearances to combustible materials. Check all local and national building codes and gas regulations. All specifications are subject to change without prior notice due to on-going product improvements. Products may not be exactly as shown. Flame height and activity is influenced by varying vent configurations and may not appear as shown. Napoleon® is a registered trademark of Wolf Steel Ltd. © Wolf Steel Ltd. EnerGuide - A Canadian efficiency standard based on frequent, short start-up and cool-down cycles. All appliances sold in Canada are subject to this EnerGuide rating system. AFUE - A US efficiency standard (Department of Energy) based on extended on/off cycles, more typical of fireplace usage. Steady State - Reflects the highest possible overall heating efficiency. Product images may vary due to safety barrier regulations coming into effect January 2015.