



Defiant and Encore



Introducing the First and Only **TWO-IN-ONE** Wood Burning Stoves

# ONE STOVE, COUNTLESS BENEFITS

TWO WAYS TO HEAT  
SUPERIOR EFFICIENCY  
EASY TO USE





## *Tradition* + INNOVATION

In the heart of Vermont, where the traditions of hearth and home have stood the test of time, you'll find our foundry. For over 30 years, we've combined the tradition of forged cast iron with new technologies to bring you timeless beauty and the latest innovations. And now, we continue that tradition by offering the exclusive combination of catalytic and non-catalytic technology all in one stove. For the first time, you can enjoy the best of both worlds with our new **TWO-IN-ONE Defiant + Encore** wood burning stoves.



**Defiant TWO-IN-ONE**  
Majolica Brown



### Superior Efficiency + Eco-Friendly Design

Our new stoves lead the industry in wood burning efficiency, helping you save on fuel costs to heat your home. Plus, we've designed our stoves to be eco-friendly. Our foundry produces cast iron parts from completely recycled iron and reuses raw materials during production. No wood stove manufacturer can match Vermont Castings' history of consistently exceeding the EPA's standards for emissions. The new **Defiant + Encore TWO-IN-ONE** stoves are no exception, beating major competitors, even when burned in non-catalytic mode! You can be confident you're receiving a wood burning stove like nothing else on the market today.

# Another Exclusive Innovation from Vermont Castings

Unlike any other wood stove available on the market today, the new Defiant and Encore wood stoves are essentially two stoves in one: Letting you enjoy the superior efficiency of catalytic operation or the convenience of non-catalytic operation, based on your preference. Regardless of which method you prefer, you can be assured your heat and efficiency needs are being met in one simple-to-use stove. Whether you're looking for a catalytic stove as a primary heat source for longer, more even heating or a non-catalytic stove for easy operation and beautiful flames, these new two-in-one stoves offer an unbeatable combination of superior heating, efficiency and convenience.



# Features Designed with You in Mind

From excellent radiant heat output to easy ash clean up, these stoves have what you need for maximum heat, efficiency and beauty.

## More Flexibility with Two Ways to Heat | VERMONT CASTINGS EXCLUSIVE

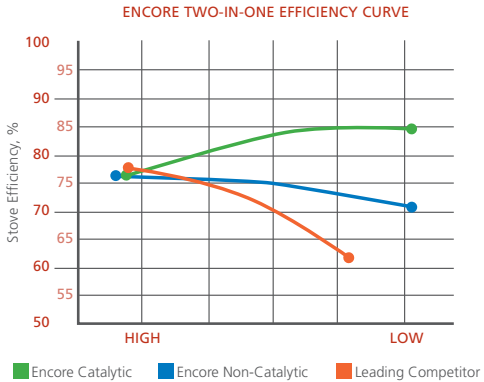
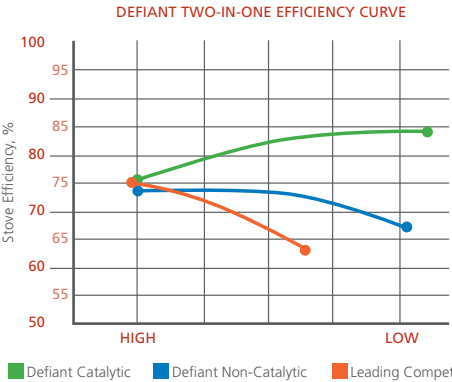
For the first time, you can have a wood burning stove with the ability to change according to your lifestyle. In less than one minute, you can convert this two-in-one stove from catalytic to non-catalytic operation. As fuel prices and your preferences change, this stove can change with you to adapt to your needs.

## Save Money While Heating Your Home | INDUSTRY LEADER

Our stoves are among the most efficient on the market, even when burned in non-catalytic mode. They produce more heat from less wood, saving nearly \$300 or more during an average New England winter and up to \$1,400 in fuel costs when used in catalytic mode over 5 years!

### EFFICIENCY CHART

Take a look at how well our stoves stand up to the competition when it comes to efficiency — even when burned in non-catalytic mode!



## Convenient Top Load Design for Longer Burn Times | INDUSTRY LEADER

Our top load design makes it easier to fill the stove to nearly 100% of its capacity. This leads to longer burn times and greater heat output, so you don't have to load as often. Plus, it is safer and virtually eliminates the escape of hot embers during loading.

## Easy to Clean and Maintain | VERMONT CASTINGS EXCLUSIVE

Our two-in-one system provides easy access to the catalyst and combustion chamber without the use of any tools for easy cleaning and maintenance. Plus, our stoves burn so clean, the catalyst doesn't have to work as hard, so it will last longer than previous catalytic technology!

## Thermostatic Control | VERMONT CASTINGS EXCLUSIVE IN NON-CATALYTIC MODE

Your stove won't over-fire and you'll enjoy longer, more even burn temperatures with thermostatic air control. And, for the first time, you can enjoy the freedom to set your fire and go in the non-catalytic mode as well.

ENCORE TWO-IN-ONE  
Enamel Biscuit



## Guaranteed to Last

Vermont Castings boasts the most comprehensive warranty in the industry. The two-in-one stoves come with a Limited Lifetime Warranty on all castings, combustion systems and door glass. In fact, the burn system is made of the same ceramic materials used to line the drums in our foundry and can handle temperatures up to 3,000° F.

## Uncompromising Style

The traditional beauty of hand-crafted cast iron is our passion. We're committed to delivering a beautiful product that you can proudly showcase in your home. For a range of color choices and finishes, see the back cover of this brochure.



Defiant TWO-IN-ONE  
Enamel Ebony Black

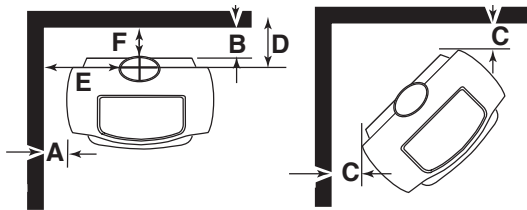


Defiant TWO-IN-ONE wood burning stove

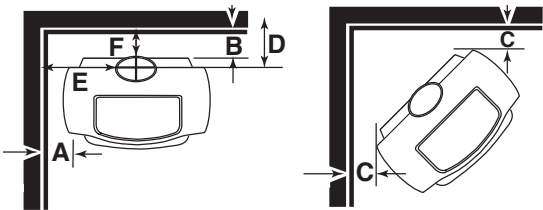
Clearance Chart for 6" and 8" Connections ONLY

Single or Double Wall Pipe<sup>1</sup>

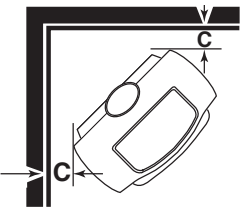
	UNPROTECTED SURFACE		PROTECTED SURFACE <sup>2</sup>	
	TOP VENT	REAR VENT	TOP VENT	REAR VENT
Wall to side edge of cast iron top <b>A</b>	21" (534 mm)	21" (534 mm)	5" (127 mm)	11" (280 mm)
Wall to back of rear heat shield <b>B</b>	15" (381 mm)	10" (254 mm)	3" (77 mm)	10" (254 mm)
Wall to corner of cast iron top <b>C</b>	5" (127 mm)	N/A	2" (51 mm)	N/A
Wall to rear edge of cast iron top <b>D</b>	21" (534 mm)	16" (407 mm)	9" (229 mm)	16" (407 mm)
Side wall to center of flue collar <b>E</b>	37" (940 mm)	37" (940 mm)	21" (534 mm)	27" (686 mm)
Rear wall to center of flue collar <b>F</b>	20.5" (534 mm)	N/A	8.5" (216 mm)	N/A



Stove in corner



Stove installed parallel to wall

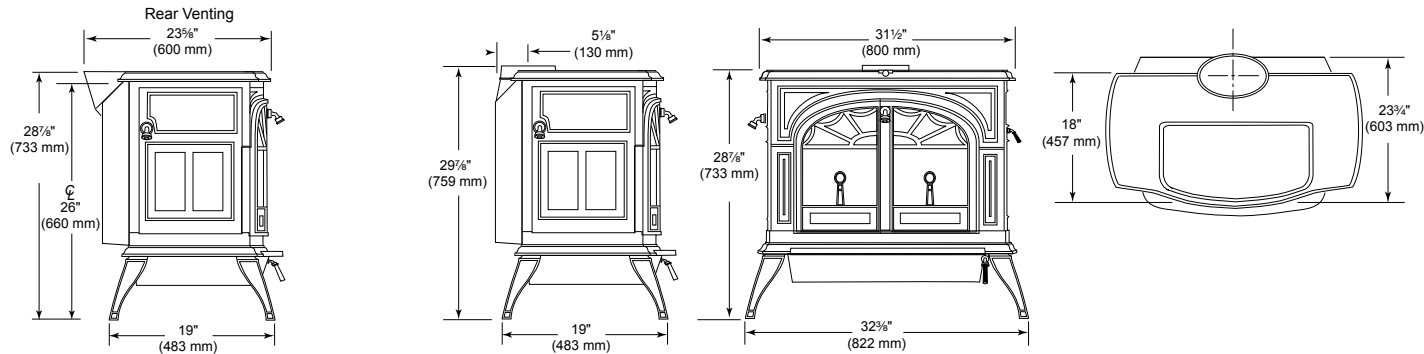


Stove in corner

- 1. Using listed double wall oval to 6" or 8" round connector; all installations require supplied rear heat shield, flue collar shield and bottom heat shield.
- 2. Must use connector pipe heat shield and it must extend 36" (914 mm) above flue collar.

**PLEASE NOTE:** These instructions are not intended for installation purposes. Please refer to the product manual for complete installation details.

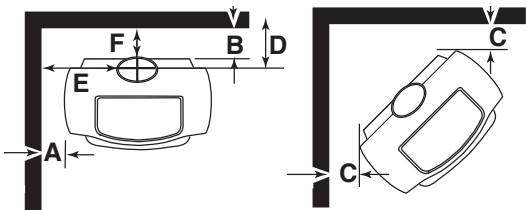
Product Dimensions



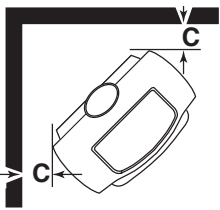
Encore TWO-IN-ONE wood burning stove

Clearance Chart for 6" Connections ONLY<sup>1</sup>

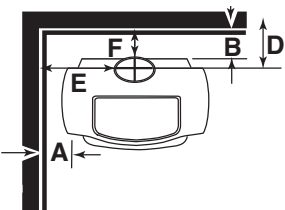
	UNPROTECTED SURFACE			PROTECTED SURFACE <sup>2</sup>		
	TOP VENT		REAR VENT	TOP VENT		REAR VENT
	Single Wall	Double Wall		Single Wall	Double Wall	
Wall to side edge of cast iron top <b>A</b>	19" (483 mm)	18" (458 mm)	22" (559 mm)	6" (153 mm)	N/A	11" (280 mm)
Wall to back of rear heat shield <b>B</b>	15" (381 mm)	7" (178 mm)	12" (305 mm)	6" (153 mm)	N/A	12" (305 mm)
Wall to corner of cast iron top <b>C</b>	16" (407 mm)	12" (305 mm)	N/A	12" (305 mm)	5" (127 mm)	N/A
Wall to rear edge of cast iron top <b>D</b>	22" (559 mm)	14" (356 mm)	19" (483 mm)	13" (254 mm)	N/A	19" (483 mm)
Side wall to center of flue collar <b>E</b>	32.5" (826 mm)	31.5" (801 mm)	35.5" (902 mm)	18.5" (470 mm)	N/A	24.5" (623 mm)
Rear wall to center of flue collar <b>F</b>	18.25" (464 mm)	10.25" (261 mm)	N/A	9.25" (235 mm)	N/A	N/A



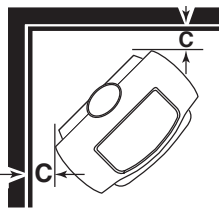
Stove installed parallel to wall



Stove in corner



Stove installed parallel to wall

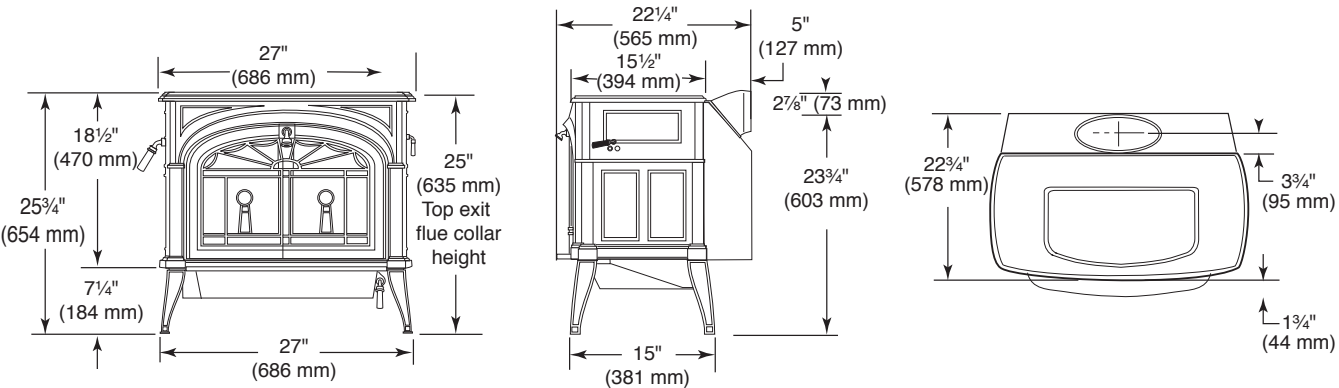


Stove in corner






- 1. Using listed double wall oval to 6" round connector; all installations require supplied rear heat shield, flue collar shield and bottom heat shield.
- 2. Must use connector pipe heat shield and it must extend 36" (914 mm) above flue collar.

**PLEASE NOTE:** These instructions are not intended for installation purposes. Please refer to the product manual for complete installation details.

Product Dimensions



# Available in Two Different Sizes

	Defiant TWO-IN-ONE	Encore TWO-IN-ONE
HEATING CAPACITY	Up to 14 Hours of Continuous Heat	Up to 12 Hours of Continuous Heat
	2,400 Square Feet	1,800 Square Feet
	75,000 BTUs	65,000 BTUs
FIREBOX CAPACITY	Accommodates 24" Logs	Accommodates 22" Logs
	Up to 75 lbs of Fuel	Up to 50 lbs of Fuel
	3.2 Cubic Feet	2.3 Cubic Feet
EFFICIENCY	CAT Mode: 84% at 1.1 g/hr	CAT Mode: 86% at 1.2 g/hr
	Non-CAT Mode: 76% at 2.3 g/hr	Non-CAT Mode: 78% at 1.5 g/hr
ADDITIONAL FEATURES	Exclusive CAT and Non-CAT Combo	Exclusive CAT and Non-CAT Combo
	Exclusive Thermostatic Control	Exclusive Thermostatic Control
	Gasket Sealing	Gasket Sealing
	Exclusive Smooth Glide System	Exclusive Smooth Glide System
	Limited Lifetime Warranty	Limited Lifetime Warranty
INSTALLATION	Top or Rear Exit	Top or Rear Exit
	Reduced Clearance Required	Reduced Clearance Required
	8" Oval Reversible Flue Collar	6" Flue Collar
	Leg Levelers	Leg Levelers
	Weight: 518 lbs	Weight: 471 lbs
	32⅜" W x 28⅞" H x 19"D	27" W x 25¾" H x 22¾"D
AVAILABLE ACCESSORIES	Blower	Blower
	Warming Shelf	Warming Shelf
	Outdoor Venting Kit	Outdoor Venting Kit
AVAILABLE COLORS	<div><div> ENAMEL BISCUIT</div><div> ENAMEL EBONY BLACK</div><div> ENAMEL BORDEAUX</div><div> MAJOLICA BROWN</div><div> CLASSIC BLACK</div></div>	



## OMNI CERTIFIED

OMNI's product testing programs are accredited by national and international accreditation bodies, including the American National Standards Institute (ANSI), the Standards Council of Canada (SCC), the International Accreditation Service, Inc. (IAS), and the U.S. Environmental Protection Agency (EPA).



Your Vermont Castings Dealer :



**MADE GREEN**  
with recycled  
iron and reused  
raw materials

To avoid personal injury or property damage, the product described by this brochure must be installed, operated and maintained in strict compliance with the instructions packaged with the product and all applicable building or fire codes. Contact local building or fire officials about restrictions and installation inspection requirements. All photographs and drawings on this brochure are for illustrative purposes only and are not intended for, nor should they be used as a substitute for the instructions packaged with the unit. Appearance and specifications of the product are subject to change without notice. © 2010 Monessen Hearth Systems Co. MHSC-10666

**A Brand of Monessen Hearth Systems Co.**  
149 Cleveland Drive, Paris, Kentucky 40361  
[www.vermontcastings.com](http://www.vermontcastings.com)

VER.01 VC1310