



1-800-968-8604

Extinguishing mediocrity online since 1999

VRE3000 SERIES

 PRO SERIES VENT-FREE GAS FIREPLACE SYSTEMS

OUTDOOR











Superior
FIREPLACES
Our name is our promise.



TRADITIONAL

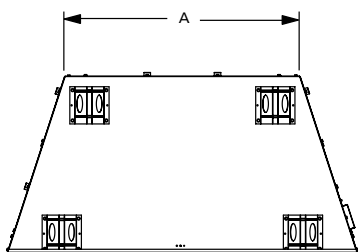
Reliable outdoor vent-free gas fireplace features rugged stainless steel components, integrated gas log set with split wood, glowing ember pod and detailed bark with charred textures.

FEATURES

-  Available in 36" and 42" radiant smooth-faced models
-  Millivolt (Remote-ready) control
-  Random, dancing yellow flames with deep glowing ember bed
-  Unitized ceramic fiber log set
-  Refractory panels in a variety of colors and patterns
-  Heavy duty stainless steel log grate and burner with concealed gas control valve
-  Stainless steel screens retract into hidden screen pockets
-  Optional drain pan available
-  Stainless steel construction for long lasting outdoor use
-  20 year limited warranty

APPLIANCE SPECIFICATIONS

INTERIOR PANEL OPTIONS (REQUIRED)




White Stacked



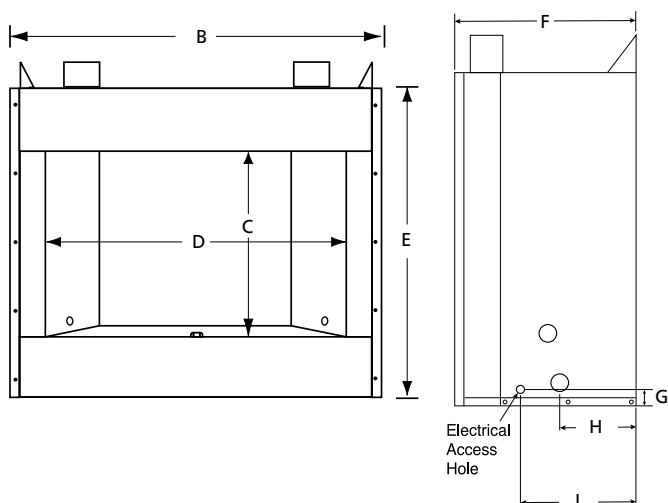
White Herringbone



Red Stacked



Red Herringbone



ADDITIONAL ACCESSORIES

- A.** Bi-fold glass doors
- B.** Drain pan
- C.** Stainless steel hood
- D.** Remote control/wall switch

APPLIANCE SPECIFICATIONS

	VRE3036	VRE3042
A	29"	36"
B	43"	50"
C	21"	24"
D	35"	42"
E	37"	41"
F	21"	23"
G	3-1/2"	3-1/2"
H	10-1/2"	10-1/4"
I	14-1/2"	16-1/2"

FRAMING SPECIFICATIONS

	VRE3036	VRE3042
WIDTH	44"	51"
HEIGHT	42-3/4"	46-1/2"
DEPTH	21"	23"

FIREPLACE BTU OPERATING RANGE

MODEL	FUEL	BTU/HR
VRE3036	NG	28,000-41,000
VRE3036	LP	32,000-41,000
VRE3042	NG	32,000-47,000
VRE3042	LP	35,000-45,000

IMPORTANT NOTES:

As with any fireplace, this appliance is extremely hot during operation. Read and understand all operating instructions before using this appliance. For further information, consult your dealer.

Local conditions, such as elevation and choice of fuel will affect overall appearance of the fire and heating performance. Performance can also vary with home design and insulation, ceiling height, accessories chosen and appliance location.

Diagrams, illustrations and photographs are not to scale — consult installation instructions. Product designs, materials, dimensions, specifications, colors and prices are subject to change or discontinuance without notice.



© 2014 Innovative Hearth Products

785477M 07/14

Visit us online



SuperiorFireplaces.us.com

