



1-800-968-8604

Extinguishing mediocrity online since 1999

NAPOLEON

9500 SERIES GAS FURNACES
napoleonheatingandcooling.com



PROUDLY ENGINEERED AND MADE IN CANADA FOR NORTH AMERICAN WINTERS

ENERGY SAVINGS AND COMFORT

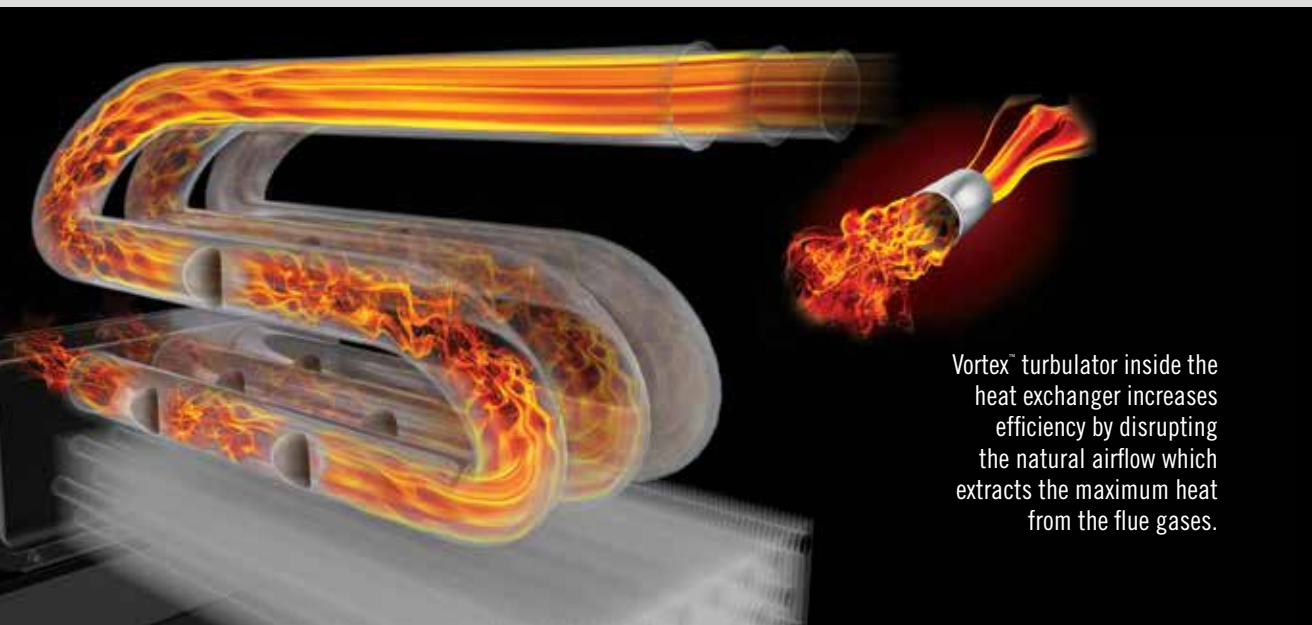
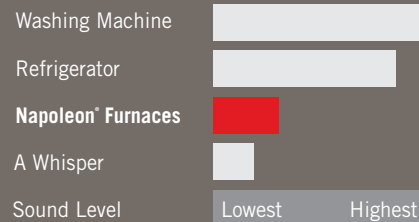
Napoleon's 9500 Series gas furnace is the perfect addition to any home. Superior engineering and design make it one of the most reliable gas furnaces on the market. The 9500 Series includes two model options with either an Endura Pro ECM motor or a PSC motor. Both motor options boast energy efficiency and WHISPER QUIET operation. A variety of flexfit installation options allow the 9500 Series to conveniently fit into any home. With Napoleon's 9500 Series gas furnace, you'll be enjoying warm, comfortable temperatures all winter long.

WHISPER QUIET Operation Features

Customers indicated that noise level is an important factor in their satisfaction with a furnace, so Napoleon furnaces are designed to be "WHISPER QUIET".

- Thermal cabinet insulation
- Sealed vestibule compartment
- Dynamically balanced blower

Common Sounds in a Home

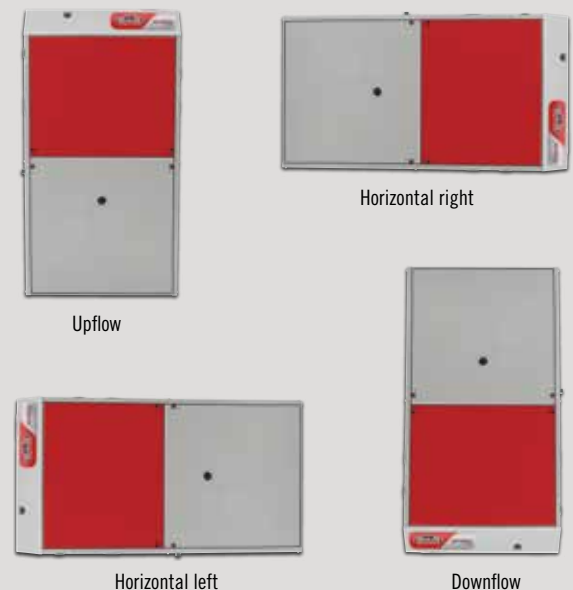


Vortex™ turbulator inside the heat exchanger increases efficiency by disrupting the natural airflow which extracts the maximum heat from the flue gases.

EASY INSTALLATION & MAINTENANCE

- Factory-fired and tested for trouble-free start-ups
- Self-diagnostic Integrated Furnace Controls (IFC) is mounted between the blower rails for easy accessibility
- Multiple intake/venting, gas pipe and electrical connection options
- One of the smallest 95% + AFUE furnaces on the market with 32 7/8" height and offering two cabinet width sizes 17 1/2" and 22 1/2"
- Multi-position (upflow, horizontal and downflow) for versatile installations with no additional kits required
- Zero clearance in all positions, provides installation ease in closets and alcoves
- Direct vent (two pipe) and single vent (one pipe) certified with optional concentric venting kit
- Integrated Furnace Control board manages all operational functions and accommodates hook-ups for a humidifier, HRV, and electronic air cleaner
- Simple conversion to propane
- Models range from 30,000 BTU's up to 120,000 BTU's
- Interior condensate trap for left or right drainage options
- Clear condensate collector to view furnace performance
- Blower is easily removed for servicing with the removal of two screws and plug-in electrical connectors

INSTALLATION OPTIONS - *flexfit*



MULTI SPEED (PSC) TECHNOLOGY

PSC = Permanent Split Capacitor

Napoleon's 9500 Series NSM models feature an efficient multi-speed PSC motor. All Napoleon PSC motors achieve prompt start up with a dynamically balanced blower for quiet operation.

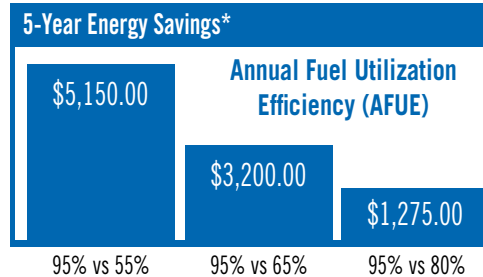
ENDURA PRO ECM TECHNOLOGY

ECM = Electronically Commutated Motor

Napoleon's 9500 Series NPX models feature a multi-speed ECM Endura Pro motor which reduces electrical consumption by up to 80% over conventional blower motors. On continuous fan speed, the ECM Endura Pro motor consumes 60 - 80 watts compared to the 400 watts consumed by other motors.


ANNUAL FUEL UTILIZATION EFFICIENCY

95% AFUE translates into significantly lower fuel bills



Higher AFUE = More comfort for every dollar spent. The Annual Fuel Utilization Efficiency (AFUE) measures the amount of fuel converted to space heat in proportion to the amount of fuel entering the furnace. This is commonly expressed as a percentage. AFUE works much like the miles-per-gallon rating on a car - the higher the rating, the lower the fuel costs.

*If a furnace is 25 years old or older, chances are that it has a rating of only 55% to 65% AFUE.



1. Corrosion Resistant Heavy Gauge Aluminized-Steel Tubular Triple-Pass Heat Exchanger

- Controlled wrinkle-bend design of heat exchanger creates tubes with consistent thickness and no weak areas
- Highly-efficient triple pass tubular design has a large surface area to maximize heat transfer
- Each row of tubes is offset to increase turbulence in the airflow and maximize heat transfer

2. Stainless Steel Heat Recovery Coil

- Extracts the remaining heat from the flue gases once they exit the triple-pass heat exchanger
- Increases efficiency by evenly distributing the remaining heat to the coil's large fins
- The Heat Exchanger is backed by our President's Limited Lifetime and Limited Replacement Guarantee* for your peace of mind

3. Aluminized Multi-Port in Shot Burners

- Corrosion resistant burners
- Perfectly shapes the flame cone for maximum flame efficiency

4. Self Diagnostic Integrated Furnace Control (IFC)

- Contains LED service indicator lights to ensure quick and accurate service diagnosis
- Constantly monitors all safety devices
- Interfaces with additional home comfort products using simple plug-in connections
- Mounted between the blower rails for easy accessibility

5. Heat Exchanger Compartment

- Thermally insulated heat exchanger compartment for quiet operation and reduced clearance to combustibles

*See warranty for details

SPECIFICATIONS

COMPARISON CHART

Series	Efficiency (AFUE)	Single Stage	Two-Stage	SureView Window	PSC Motor	Endura Pro ECM Motor	EON ECM Motor	Primary Stainless Steel Heat Exchanger	Secondary Stainless Steel Heat Exchanger	LED Cabinet Lights	Built-in UV Light Air Purifier	Four-Sided Insulated Cabinet	Made In Canada
9700	97%		•	•			•	•	•	•	•	•	•
9600	96%		•	•		•	•		•				•
9500	95%	•			•	•			•				•
9200	92.10%	•			•	•			•				•


HEATING CAPACITIES	NPX030S2B	NPX040S2B	NPX060S3B	NPX080S3B	NPX080S4B	NPX100S5B	NPX120S5B	NSM030S2B	NSM040S2B	NSM060S3B	NSM080S3B	NSM080S4B	NSM100S5B	NSM120S5B
Efficiency (AFUE)	95%	95%	95%	95%	95%	95%	95%	95%	95%	95%	95%	95%	95%	95%
Input BTU/hr 0-4500'	30,000	40,000	60,000	80,000	80,000	100,000	120,000	30,000	40,000	60,000	80,000	80,000	100,000	120,000
Output BTU/hr 0-4500'	28,500	38,000	57,000	76,000	76,000	95,000	114,000	28,500	38,000	57,000	76,000	76,000	95,000	114,000
CABINET DIMENSIONS (IN)	NPX030S2B	NPX040S2B	NPX060S3B	NPX080S3B	NPX080S4B	NPX100S5B	NPX120S5B	NSM030S2B	NSM040S2B	NSM060S3B	NSM080S3B	NSM080S4B	NSM100S5B	NSM120S5B
Width (in)	17 1/2	17 1/2	17 1/2	17 1/2	22 1/2	22 1/2	22 1/2	17 1/2	17 1/2	17 1/2	17 1/2	22 1/2	22 1/2	22 1/2
Depth (in)	29 1/2	29 1/2	29 1/2	29 1/2	29 1/2	29 1/2	29 1/2	29 1/2	29 1/2	29 1/2	29 1/2	29 1/2	29 1/2	29 1/2
Height (in)	32 7/8	32 7/8	32 7/8	32 7/8	32 7/8	32 7/8	32 7/8	32 7/8	32 7/8	32 7/8	32 7/8	32 7/8	32 7/8	32 7/8
VENTING*	NPX030S2B	NPX040S2B	NPX060S3B	NPX080S3B	NPX080S4B	NPX100S5B	NPX120S5B	NSM030S2B	NSM040S2B	NSM060S3B	NSM080S3B	NSM080S4B	NSM100S5B	NSM120S5B
Clearances to Combustibles	0	0	0	0	0	0	0	0	0	0	0	0	0	0
Minimum Vent Size (in)	1 1/2	1 1/2	1 1/2	2	2	2	3	1 1/2	1 1/2	1 1/2	2	2	2	3
Maximum Vent Size (in)	2	2	3	3	3	3	3	2	2	3	3	3	3	3
Minimum Vent Length (ft)	15	15	15	15	15	15	15	15	15	15	15	15	15	15
Maximum Vent Length (ft)	75	75	100	100	100	100	100	75	75	100	100	100	100	100
AIRFLOW AND COOLING	NPX030S2B	NPX040S2B	NPX060S3B	NPX080S3B	NPX080S4B	NPX100S5B	NPX120S5B	NSM030S2B	NSM040S2B	NSM060S3B	NSM080S3B	NSM080S4B	NSM100S5B	NSM120S5B
Motor Type and Size ECM	1/3 hp	1/3 hp	1/2 hp	1/2 hp	3/4 hp	3/4 hp	1 hp	-	-	-	-	-	-	-
Motor Type and Size PSC	-	-	-	-	-	-	-	1/6 hp	1/6 hp	1/2 hp	1/2 hp	3/4 hp	3/4 hp	3/4 hp
AC Tonnages	1 1/2, 2, 2 1/2	1 1/2, 2, 2 1/2	2, 2 1/2, 3	2, 2 1/2, 3	2, 3, 4	3, 4, 5	3, 4, 5	1 1/2, 2	1 1/2, 2	2, 2 1/2, 3	2, 2 1/2, 3	3, 3 1/2, 4	3 1/2, 4, 5	4, 5

*See table 4 in manual for all venting configurations



24 Napoleon Road, Barrie, Ontario, Canada L4M 0G8
103 Miller Drive, Crittenden, Kentucky, USA 41030
7200 Trans Canada Highway, Montreal, Quebec, Canada H4T 1A3

Tel: 1-866-820-8686 Fax: 705-725-1150
napoleonheatingandcooling.com



Authorized Dealer

All specifications and designs can change without notice to allow for on-going product improvement. Images may not be exactly as shown. Consult your owners manual for current information.
Check all local and national building codes and gas regulations. Napoleon® is a registered trademark of Wolf Steel Ltd. © Wolf Steel Ltd.

Printed in Canada
ADBRHVAC95-0815