

Appliance Specifications

Freestanding Pellet Stove

Product Reference Information				
Cat. No.	Model	Description	Ship. Weight	Ship. Volume
H3480	BELLA-B	Bella, Black Cast	411 lb.	24 cu. ft.
H3481	BELLA-BE	Bella, Espresso Brown	415 lb.	24 cu. ft.

Convection (room air) Blower	150 CFM; .90 Amps, 1650 rpm
Combustion Blower	100 CFM: 1.3 Amps, 3000 rpm
Auger Motor	1.28 RPM; .4 Amps
Standard Features	Self Igniter

Specifications

Flue Size	3" (76 mm) Rear
Floor Protection Requirements	Front: 6" (152mm) Sides: 3" (76mm) Back: 0" (0 mm) ❶
Hopper Capacity	75 Lbs. ❷
Burn time	15-1/2 to 42 hours ❷
Fuse, Control Board Fuse, Igniter	3 Amp, 250 volt, 3AG ❸ 6 Amp, 250 volt ❸
Heat Input (BTU's per hour)	15,300-43,000 BTU/hr ❷
Efficiency Rating	81%
Emissions	1.01 gr/hr, EPA Certified (method 28)

Notes:

- Dimensions shown are approximations only (+/- 1/4")
- Approved for Manufactured Home Installations.
- Optional kits available - Stone Panel Kits, Brick Panel Kits, Log Set, Leveling Leg Kit, Remote Control and Wall Thermostat.

- ❶ In Canada floor protection is required directly underneath and 2" from the sides of the flue or chimney adapter. Recommended in the US.
- ❷ Burn times, hopper capacity and BTU input may vary depending on the size and type of fuel used.
- ❸ Fuses are rated as fast acting.

Listing Information

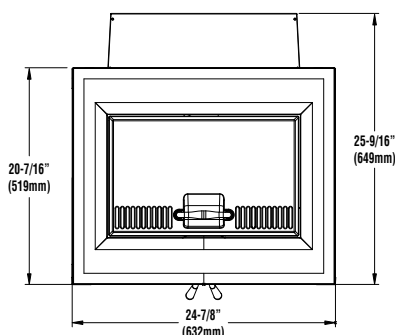
EPA Certified (method 28) - This appliance has been tested by Lokee Testing Laboratory, Sumner, Washington to rigorous emissions standards, and has been certified by the Environmental Protection Agency.

The listing laboratory is OMNI-Test Laboratories, Inc., Portland, Oregon.

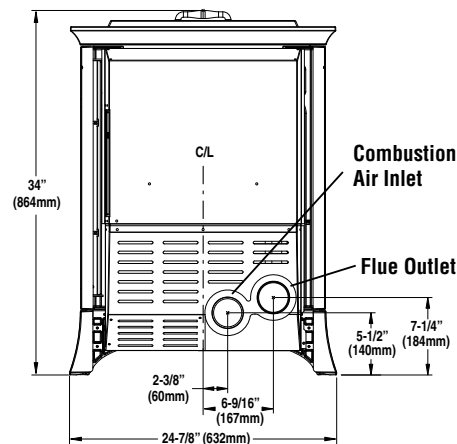


Report No. 116-S-53-2

Tested to/Testé selon:
ASTM E-1509 / UL 1482 / ULC S627

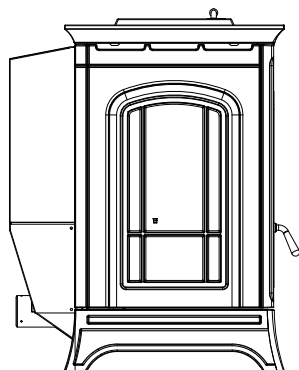


Top View

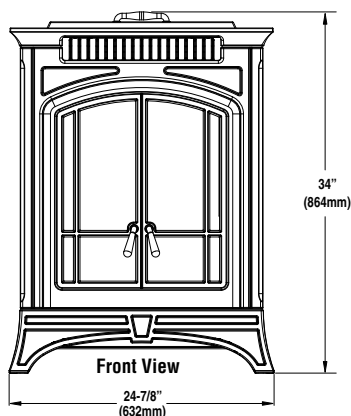


Back View

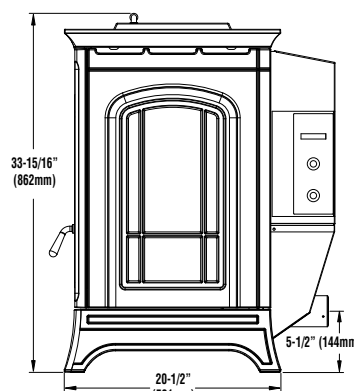
Stove Dimensions



Left Side View

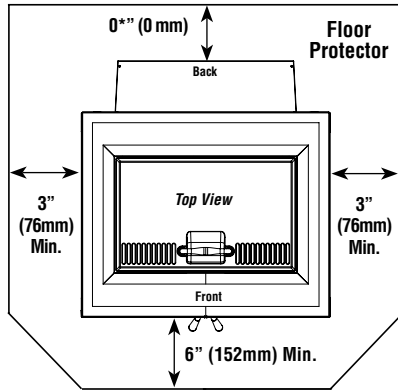


Front View



Right Side View

Floor Protection

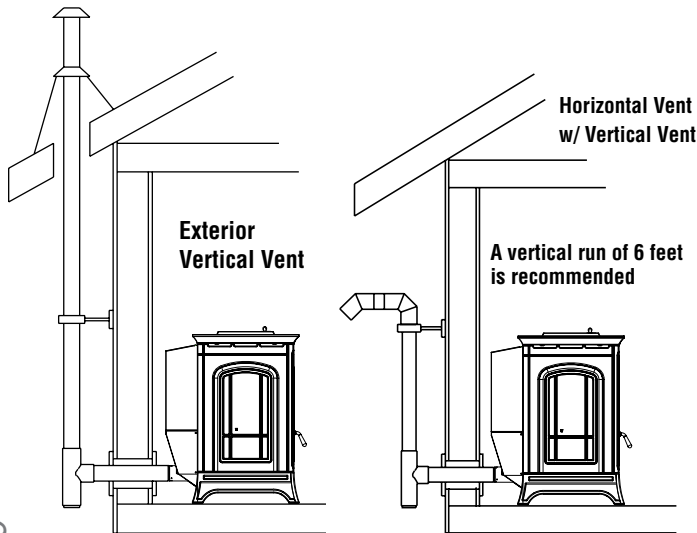


*Note: Refer to Page 4 for chimney/venting floor protection requirements and recommendations in the Installation and Operation Manual.

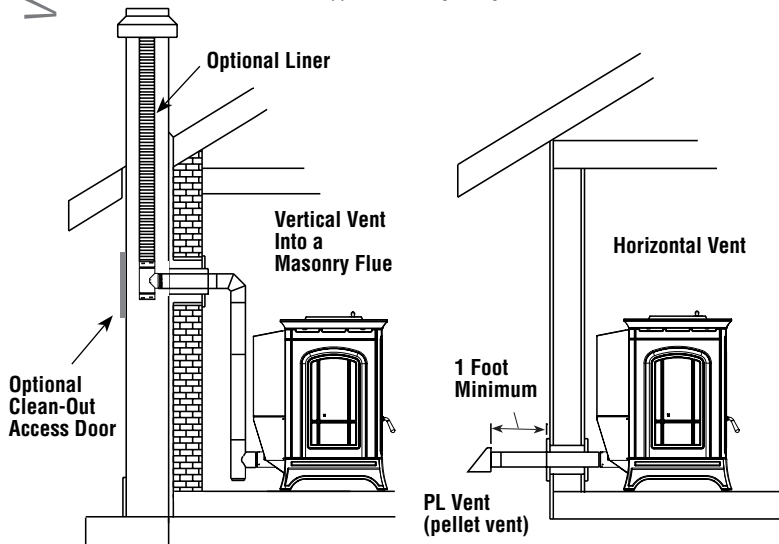
Bella™	Clearance to Combustibles
A - Side wall to unit	5" (127mm)
B - Back wall to unit	2" (51mm)
C - Side wall to unit Corner	3-1/2" (89mm)
D - Max. Depth of Alcove	① 48" (1220mm)
E - Pipe to Wall	② 3" (26mm)

① Minimum Alcove Measurements - Height 60" (1524mm) x Width 33-3/4" (857 mm) x Maximum Depth 48" (1220mm)
② Refer to pipe manufacturer's installation instructions for minimum pipe clearances.

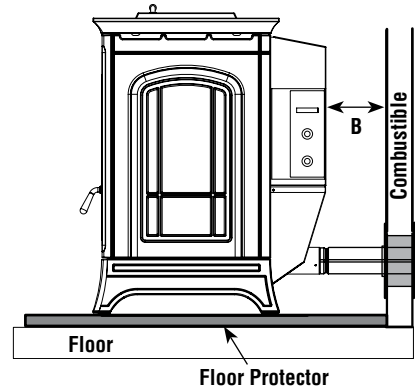
Venting



Note: See the Installation and Operation Manual for other approved venting configurations.

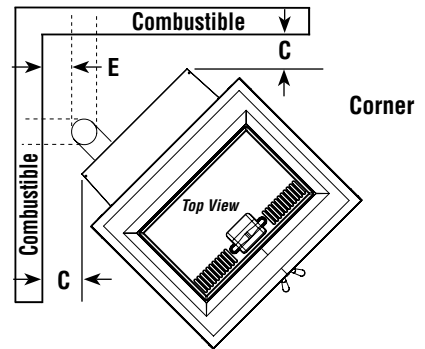
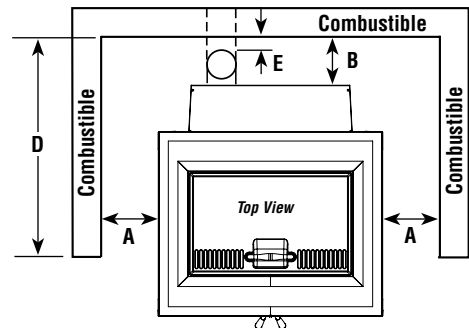


Parallel Through the Wall



Clearances

Rear Wall or Alcove



Diagrams and illustrations are not to scale, consult installation instructions. Product designs, materials, dimensions, specifications, colors and prices are subject to change or discontinuance without notice.