

MULTI-VIEW SERIES



VENTED GAS FIREPLACES

**Superior**  
FIREPLACES  
*Our name is our promise.*

Obadiah's  
WWW.WOODSTOVES.NET

TRADITIONAL

Our Multi-View models offer several unique designs combining versatile style and built-in value, with the flexibility of Direct Vent or B-Vent configurations.



**FEATURED BELOW**

DRT40ST (See Through)  
with black painted interior

**ON THE COVER**

DRT40ST (See Through)  
with Buff Stacked  
Ceramic Fiber Liner



"The best compliment about our house is that people say it looks like us,  
that it reflects our family."

*Homeowner, SHARON B.*



The Superior® Multi-View Vented Gas Fireplace Series offers several unique designs that create statements of taste in any home. Paradigms of beauty and value, these fireplaces are available in two-sided See Through, Corner\* and three-sided Peninsula configurations.



**Superior**  
FIREPLACES®  
*Our name is our promise.*



\*Custom Series only



## CUSTOM SERIES DIRECT VENT & B-VENT GAS MULTI-VIEW MODELS

DRT40CR/L (Corner), DRT40PF (Peninsula), DRT40ST (See Through) & BRT40ST (See Through) models



FEATURED DRT40CL (Corner Left) model with Buff Stacked Ceramic Fiber Liner



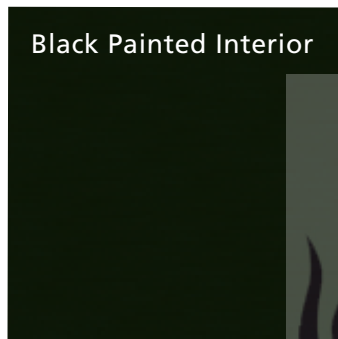
FEATURED DRT40PF (Peninsula) with black painted interior



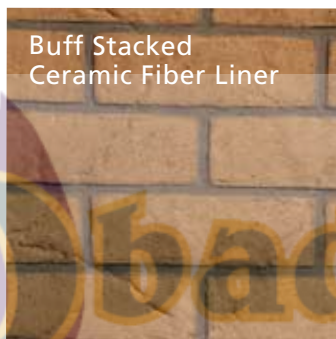
**FEATURED** Ceramic fiber "aged oak" log set with 1/2" heavy-duty grate

## INTERIOR

(Optional)



Black Painted Interior



Buff Stacked  
Ceramic Fiber Liner



Optional Touch Remote

## DRT4000/BRT4000 MULTI-VIEW FEATURES

### DIRECT VENT

### B-VENT

Listed to Z21.88 Gas Fireplace Heater	🔥	
Listed to Z21.50 Decorative Gas Fireplace		🔥
Available in 40" clean-faced corner, peninsula & see through models	🔥	
Available in 40" clean-faced see through models only		🔥
Combo top/rear flue configuration	🔥	
Top flue configuration		🔥
Millivolt ignition	🔥	🔥
Energy saving electronic ignition	🔥	
Pre-wired for wall switch	🔥	🔥
Outstanding heating efficiency for increased comfort and lower operating costs	🔥	
Standard tempered glass and 2015 ANSI barrier compliant	🔥	🔥
Detailed ceramic fiber "aged oak" log set with 1/2" heavy-duty grate	🔥	🔥
Black painted interior (optional ceramic fiber liner available)	🔥	🔥
Durable textured powder coat finish	🔥	🔥
Optional remote control available for all models	🔥	🔥
Uses IHP SV 4-1/2" x 7-1/2" Direct Vent Pipe	🔥	
Uses 6" B-Vent Pipe		🔥
20 year limited warranty	🔥	🔥



## PRO SERIES DIRECT VENT GAS MULTI-VIEW MODELS

DRT35PF (Peninsula) & DRT35ST (See Through) models



FEATURED DRT35PF (Peninsula) model with Buff Stacked Ceramic Fiber Liner



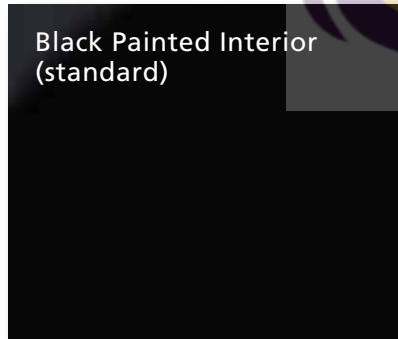
FEATURED DRT35ST (See Through) with black painted interior

## INTERIOR

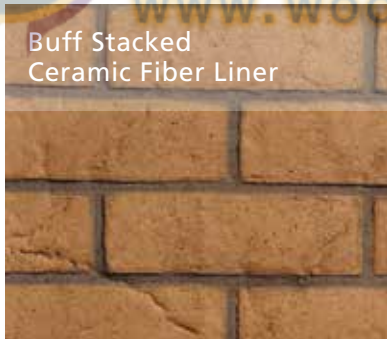
(Optional)



Black Painted Interior  
(standard)



Buff Stacked  
Ceramic Fiber Liner



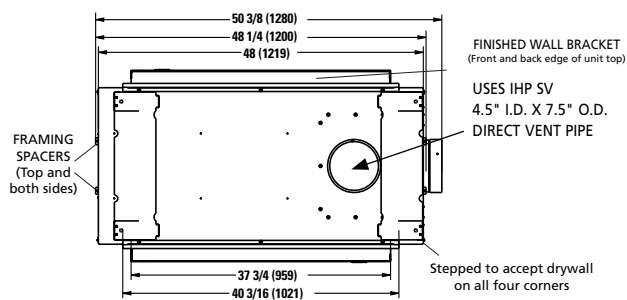
Optional Touch Remote

## EXCLUSIVE FEATURES

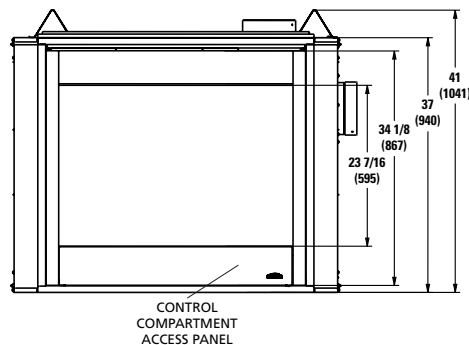
- 🔥 Available in 35" clean-faced see through and peninsula models
- 🔥 Combo top/rear flue configuration for all models
- 🔥 Millivolt or energy saving electronic ignition
- 🔥 Outstanding heating efficiency for increased comfort and lower operating costs
- 🔥 Standard tempered glass and 2015 ANSI barrier compliant
- 🔥 Detailed ceramic fiber "aged oak" log set with 1/2" heavy duty grate
- 🔥 Black painted interior (optional ceramic fiber liner available)
- 🔥 Durable textured powder coat finish
- 🔥 Optional remote control available for all models
- 🔥 20 year limited warranty

DRT40ST (See Through)

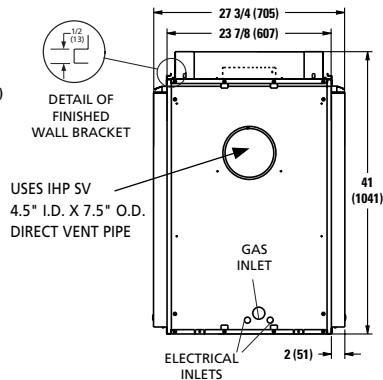
**TOP VIEW**



**FRONT VIEW**

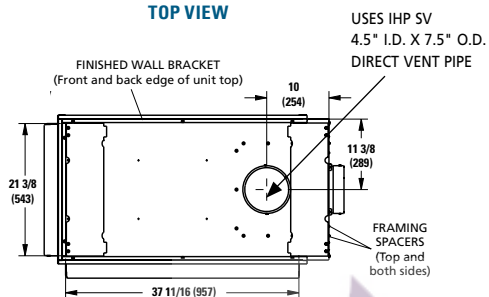


**FLUE SIDE VIEW**

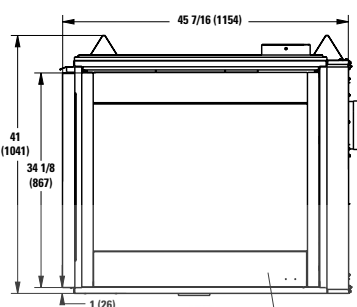


DRT40CL (Corner)

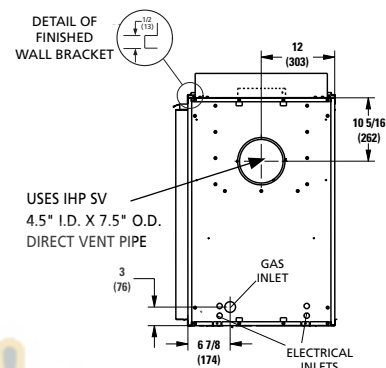
**TOP VIEW**



**FRONT VIEW**

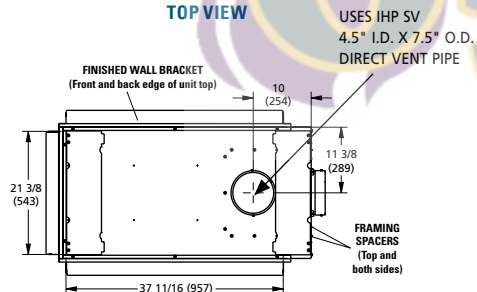


**FLUE SIDE VIEW**

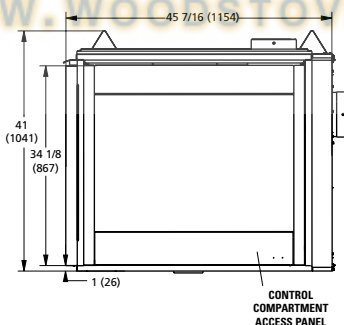


DRT40PF (Peninsula)

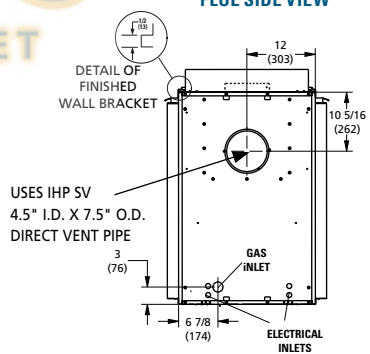
**TOP VIEW**



**FRONT VIEW**

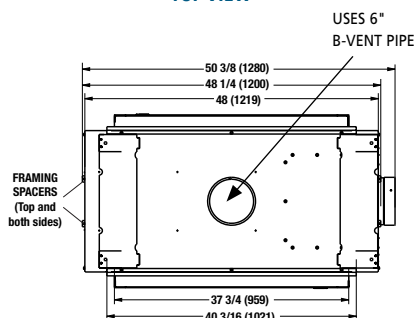


**FLUE SIDE VIEW**

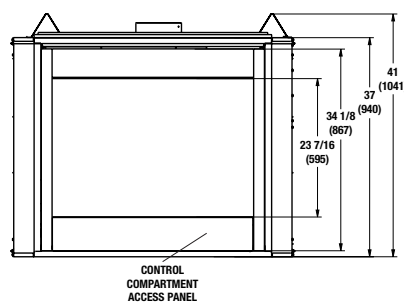


BRT40ST (See Through)

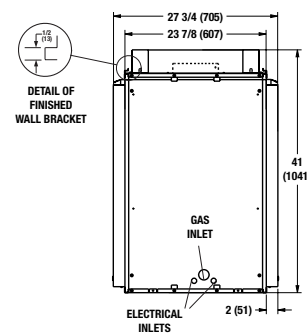
**TOP VIEW**



**FRONT VIEW**



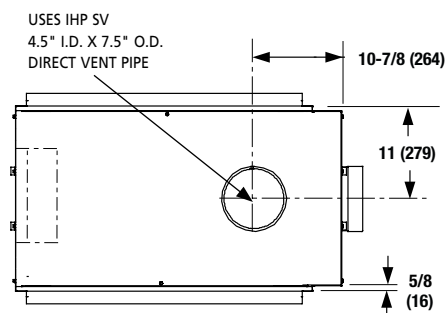
**FLUE SIDE VIEW**



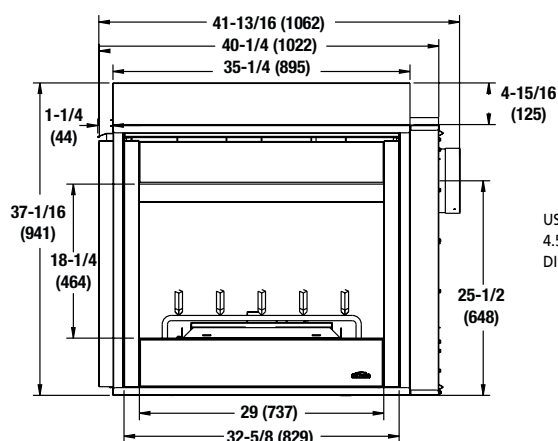


TOP VIEW

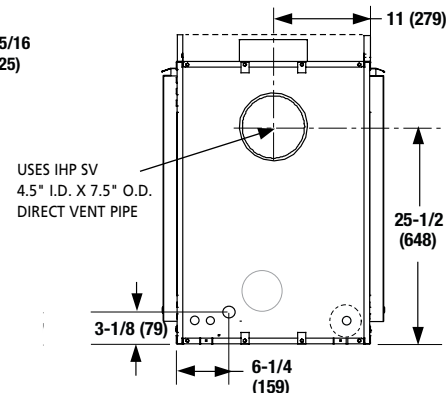
DRT35ST (See Through)



FRONT VIEW

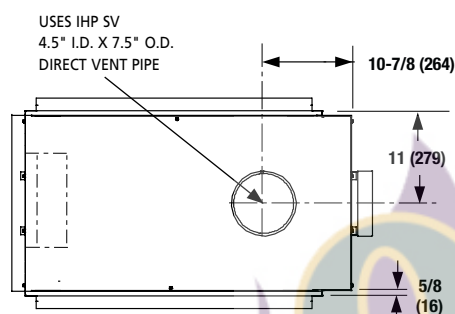


FLUE SIDE VIEW

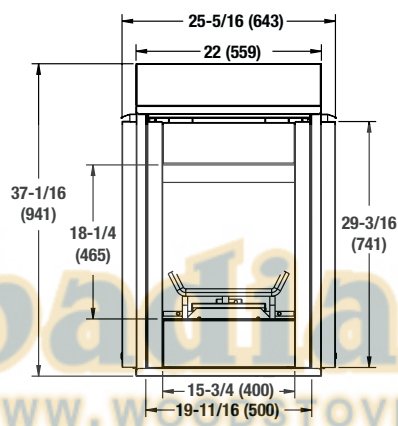


TOP VIEW

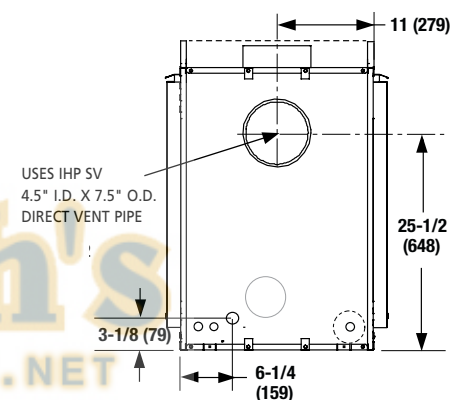
DRT35PF (Peninsula)



FRONT VIEW



FLUE SIDE VIEW



www.woodstoves.net

## DRT40 MULTI-VIEW FIREPLACE EFFICIENCIES — Listed to ANSI Z21.88 as a gas fireplace heater

MODEL	FUEL	BTU/HR	AFUE**	P4 / ENERGIDE
DRT40ST DMN	NG	29,000-37,000	70.3	57.9%
DRT40ST DMP	LP	27,000-34,000	69.8%	64.9%
DRT40ST DEN	NG	37,000	68.2%	57.7%
DRT40PF DMN	NG	29,000-37,000	69.1%	58.1%
DRT40PF DMP	LP	27,000-34,000	69.8%	64.9%
DRT40PF DEN	NG	37,000	68.2%	57.7%
DRT40CL DMN	NG	24,000-31,000	67.5%	53.4%
DRT40CL DMP	LP	22,000-28,000	69.0%	61.1%
DRT40CL DEN	NG	31,000	68.2%	57.7%
DRT40CR DMN	NG	24,000-31,000	67.5%	53.4%
DRT40CR DMP	LP	22,000-28,000	69.0%	61.1%
DRT40CR DEN	NG	31,000	68.2%	57.7%

\*\*Annual Fuel Utilization Efficiency (AFUE) is the recognized U.S. rating system for the total efficiency of heating products.

## BRT40 MULTI-VIEW FIREPLACE EFFICIENCIES — Listed to ANSI Z21.50 as a decorative gas appliance

MODEL	FUEL	BTU/HR
BRT40ST TMN	NG	30,000-37,500
BRT40ST TMP	LP	27,000-34,000

## DRT35 MULTI-VIEW FIREPLACE EFFICIENCIES — Listed to ANSI Z21.88 as a gas fireplace heater

MODEL	FUEL	BTU/HR	AFUE**	P4 / ENERGIDE
DRT35ST DMN	NG	23,000-30,000	68.8%	59.0%
DRT35ST DMP	LP	22,000-28,000	70.3%	58.6%
DRT35ST DEN	NG	30,000	74.8%	54.7%
DRT35PF DMN	LP	23,000-30,000	69.2%	60.1%
DRT35PF DMP	NG	22,000-28,000	69.7%	58.7%
DRT35PF DEN	LP	30,000	74.8%	54.7%

\*\*Annual Fuel Utilization Efficiency (AFUE) is the recognized U.S. rating system for the total efficiency of heating products.

## IMPORTANT NOTES:

As with any fireplace, this appliance is extremely hot during operation. Read and understand all operating instructions before using this appliance. For further information, consult your dealer.

Local conditions, such as elevation, wind, vent configuration and choice of fuel will affect overall appearance of the fire and heating performance. Performance can also vary with home design and insulation, climate, condition and type of fuel used, appliance location, burn rate, accessories chosen, chimney installation and how the appliance is operated.

Diagrams, illustrations and photographs are not to scale—consult installation instructions. Product designs, materials, dimensions, specifications, colors and prices are subject to change or discontinuance without notice.